

GAUTENG NORTH
TABLE TENNIS

2023 GAUTENG NORTH OPEN

RESULTS

CONTENTS

Contents	1
Nomenclature	2
1 Disability Events	3
1.1 Downs Syndrome	3
1.1.1 Ranking	3
1.2 Womens Intellectually Impaired	4
1.2.1 Ranking	4
1.3 Mens Intellectually Impaired	5
1.3.1 Ranking	5
2 Junior Events	6
2.1 Girls U11 Singles	6
2.1.1 Ranking	6
2.2 Boys U11 Singles	7
2.2.1 Ranking	7
2.3 Girls U13 Singles	8
2.3.1 Group Stage Results	8
2.3.2 Knockout Stage Results	9
2.3.3 Ranking	10
2.4 Boys U13 Singles	11
2.4.1 Group Stage Results	11
2.4.2 Knockout Stage Results	12
2.4.3 Ranking	13
2.5 Girls U15 Singles	14
2.5.1 Group Stage Results	14
2.5.2 Knockout Stage Results	15
2.5.3 Ranking	16
2.6 Boys U15 Singles	17
2.6.1 Group Stage Results	17
2.6.2 Knockout Stage Results	18
2.6.3 Ranking	19
2.7 Girls U19 Singles	21
2.7.1 Group Stage Results	21
2.7.2 Knockout Stage Results	22
2.7.3 Ranking	23



2.8	Boys U19 Singles	24
2.8.1	Group Stage Results	24
2.8.2	Knockout Stage Results	25
2.8.3	Ranking	26
3	Senior Events	28
3.1	Womens Singles	28
3.1.1	Group Stage Results	28
3.1.2	Knockout Stage Results	29
3.1.3	Ranking	30
3.2	Mens Singles	31
3.2.1	Group Stage Results	31
3.2.2	Knockout Stage Results	33
3.2.3	Ranking	34
3.3	Womens Doubles	37
3.3.1	Knockout Stage Results	37
3.3.2	Ranking	38
3.4	Mens Doubles	39
3.4.1	Knockout Stage Results	39
3.4.2	Ranking	40
3.5	Mixed Doubles	42
3.5.1	Knockout Stage Results	42
3.5.2	Ranking	43
Appendix A	Disability Events - Detailed Results	44
A.1	Downs Syndrome	44
A.1.1	Group Stage Details	44
A.2	Womens Intellectually Impaired	46
A.2.1	Group Stage Details	46
A.3	Mens Intellectually Impaired	47
A.3.1	Group Stage Details	47
Appendix B	Junior Events - Detailed Results	49
B.1	Girls U11 Singles	49
B.1.1	Group Stage Details	49
B.2	Boys U11 Singles	51
B.2.1	Group Stage Details	51
B.3	Girls U13 Singles	53
B.3.1	Group Stage Details	53
B.3.2	Knockout Stage Details	56



B.3.3	Ranking Details	57
B.4	Boys U13 Singles	58
B.4.1	Group Stage Details	58
B.4.2	Knockout Stage Details	62
B.4.3	Ranking Details	63
B.5	Girls U15 Singles	64
B.5.1	Group Stage Details	64
B.5.2	Knockout Stage Details	66
B.5.3	Ranking Details	66
B.6	Boys U15 Singles	67
B.6.1	Group Stage Details	67
B.6.2	Knockout Stage Details	75
B.6.3	Ranking Details	77
B.7	Girls U19 Singles	79
B.7.1	Group Stage Details	79
B.7.2	Knockout Stage Details	82
B.7.3	Ranking Details	83
B.8	Boys U19 Singles	84
B.8.1	Group Stage Details	84
B.8.2	Knockout Stage Details	92
B.8.3	Ranking Details	94
Appendix C	Senior Events - Detailed Results	96
C.1	Womens Singles	96
C.1.1	Group Stage Details	96
C.1.2	Knockout Stage Details	101
C.1.3	Ranking Details	103
C.2	Mens Singles	104
C.2.1	Group Stage Details	104
C.2.2	Knockout Stage Details	121
C.2.3	Ranking Details	124
C.3	Womens Doubles	127
C.3.1	Knockout Stage Details	127
C.3.2	Ranking Details	128
C.4	Mens Doubles	129
C.4.1	Knockout Stage Details	129
C.4.2	Ranking Details	132
C.5	Mixed Doubles	133
C.5.1	Knockout Stage Details	133
C.5.2	Ranking Details	134



NOMENCLATURE

TABLE HEADERS

#	- Match Number
G	- Number of G ames Won
GA	- Number of G ames A gainst (conceded)
GF	- Number of G ames F or (won)
GR	- G ame win R atio, calculated as GF / GA
G1	- G ame 1
G2	- G ame 2
G3	- G ame 3
G4	- G ame 4
G5	- G ame 5
L	- Number of matches L ost
M	- M atch result for knockout matches: 1 for a win, and 0 for a loss
MP	- M atch P oints for group stage matches: 2 for a win, 1 for a loss, 0 for a forfeit
NAME	- Player N A M E
P	- Matches P layed (when used in the <i>Ranking</i> or <i>Group Stage Results</i> tables)
P	- Number of P oints scored (when used in the <i>Group Stage Details</i> or <i>Knockout Stage Details</i> , in Appendices A, B, and C)
PA	- Number of P oints A gainst (conceded)
PC	- Player Code: alphabet letters for groups stage matches (A, B, C, ...), and numbers for knockout stage matches (1, 2, 3, ...)
PF	- Number of P oints F or (won)
PR	- P oint win R atio, calculated as PF / PA
PLAYER	- P LAYER name
POSITION	- Player P OSITION for the event
Q	- Q ualification code: for example 1 α represents the winner of Group 1, 3 β represents the runner-up of Group 3
R	- R anking
SATTB	- S OUTH A FRICAN T ABLE T ENNIS B OARD (SATTB) number
W	- Number of matches W on



1 DISABILITY EVENTS

1.1 DOWNS SYNDROME

1.1.1 RANKING

	POSITION	PLAYER	SATTB	P	W	L	MP
1	Winner	Duncan CRAIGIE	2666	4	4	0	8
2	Runner-Up	Pieter STARKE	2680	4	3	1	7
3	Third Place	Jonathan BESTER		4	2	2	6
4	Fourth Place	Dawie STEYN		4	1	3	5
5	Fifth Place	Minette SWART	7809	4	0	4	4



1.2 WOMENS INTELLECTUALLY IMPAIRED

1.2.1 RANKING

	POSITION	PLAYER	SATTB	P	W	L	MP
1	Winner	Minette SWART	7809	3	3	0	6
2	Runner-Up	Bettie MAZIYA		3	2	1	5
3	Third Place	Boitumelo NYOAGAE		3	1	2	4
4	Fourth Place	Bongiwe MABENA		3	0	3	3



1.3 MENS INTELLECTUALLY IMPAIRED

1.3.1 RANKING

	POSITION	PLAYER	SATTB	P	W	L	MP
1	Winner	Pieter STARKE	2680	5	5	0	10
2	Runner-Up	Duncan CRAIGIE	2666	5	4	1	9
3	Third Place	Jonathan BESTER		5	3	2	8
4	Fourth Place	Sandile NHLENGETHWA		5	2	3	7
5	Fifth Place	Dawie STEYN		5	1	4	6
6	Sixth Place	Tshifhiwe MUSINDANE		5	0	5	5



2 JUNIOR EVENTS

2.1 GIRLS U11 SINGLES

2.1.1 RANKING

	POSITION	PLAYER	SATTB	P	W	L	MP
1	Winner	Tamika VAN AS	8025	4	3	1	7
2	Runner-Up	Shonah JONES	8036	4	3	1	7
3	Third Place	Sameena DADAKER		4	3	1	7
4	Fourth Place	Alicia VERHEIJEN		4	1	3	5
5	Fifth Place	Danyelle VERHEIJEN		4	0	4	4



2.2 BOYS U11 SINGLES

2.2.1 RANKING

	POSITION	PLAYER	SATTB	P	W	L	MP
1	Winner	Zaeem DADAKER	3326	4	4	0	8
2	Runner-Up	Kareem ZAIN EDDIN	1587	4	3	1	7
3	Third Place	Christo DE WET		4	2	2	6
4	Fourth Place	Michael DE WET		4	1	3	5
5	Fifth Place	Shyaam PARBHOO		4	0	4	4



2.3 GIRLS U13 SINGLES

2.3.1 GROUP STAGE RESULTS

GROUP 1

Q		PLAYER	P	W	L	MP
1 α	1	Tamika VAN AS (1)	2	2	0	4
1 β	2	Imaan FAKEY	2	1	1	3
	3	Sajal NAROTAM	2	0	2	2

GROUP 2

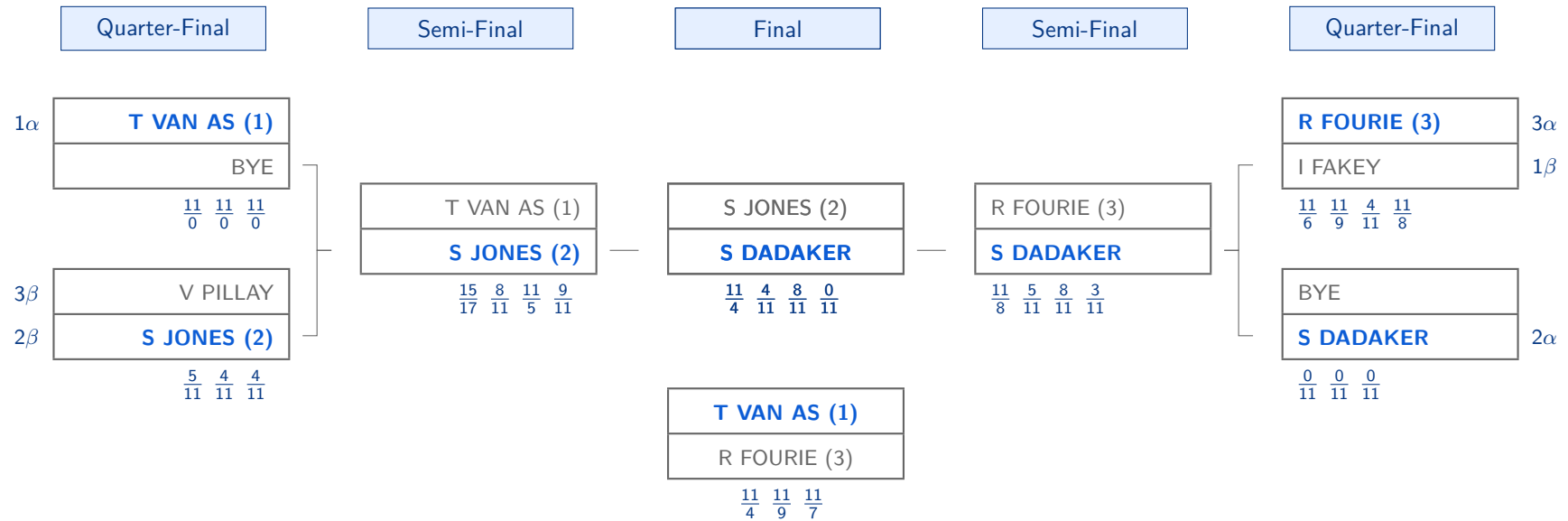
Q		PLAYER	P	W	L	MP
2 α	1	Sameena DADAKER	2	2	0	4
2 β	2	Shonah JONES (2)	2	1	1	3
	3	Danyelle VERHEIJEN	2	0	2	2

GROUP 3

Q		PLAYER	P	W	L	MP
3 α	1	Riana FOURIE (3)	3	3	0	6
3 β	2	Veya PILLAY	3	2	1	5
	3	Ceira CARRASCO	3	1	2	4
	4	Alicia VERHEIJEN	3	0	3	3



2.3.2 KNOCKOUT STAGE RESULTS



- WINNER | **Sameena DADAKER**
- RUNNER-UP | **Shonah JONES (2)**
- THIRD PLACE | **Tamika VAN AS (1)**
- FOURTH PLACE | **Riana FOURIE (3)**



2.3.3 RANKING

	POSITION	PLAYER	SATTB	P	W	L
1	Winner	Sameena DADAKER		5	5	0
2	Runner-Up	Shonah JONES	8036	5	3	2
3	Third Place	Tamika VAN AS	8025	5	4	1
4	Fourth Place	Riana FOURIE	7801	6	4	2
5	Quarter-Finalist : 1	BYE				
5	Quarter-Finalist : 2	Veya PILLAY		4	2	2
5	Quarter-Finalist : 3	Imaan FAKEY		3	1	2
5	Quarter-Finalist : 4	BYE				
9	Group : 1	Sajal NAROTAM		2	0	2
9	Group : 2	Danyelle VERHEIJEN		2	0	2
9	Group : 3	Ceira CARRASCO		3	1	2
9	Group : 3	Alicia VERHEIJEN		3	0	3



2.4 BOYS U13 SINGLES

2.4.1 GROUP STAGE RESULTS

GROUP 1

Q		PLAYER	P	W	L	MP
1 α	1	Ruan SCHOLTZ (1)	3	3	0	6
1 β	2	Vedansh MORYA	3	1	2	4
	3	Asher ABRAHAMS	3	1	2	4
	4	Kareem ZAIN EDDIN	3	1	2	4

GROUP 2

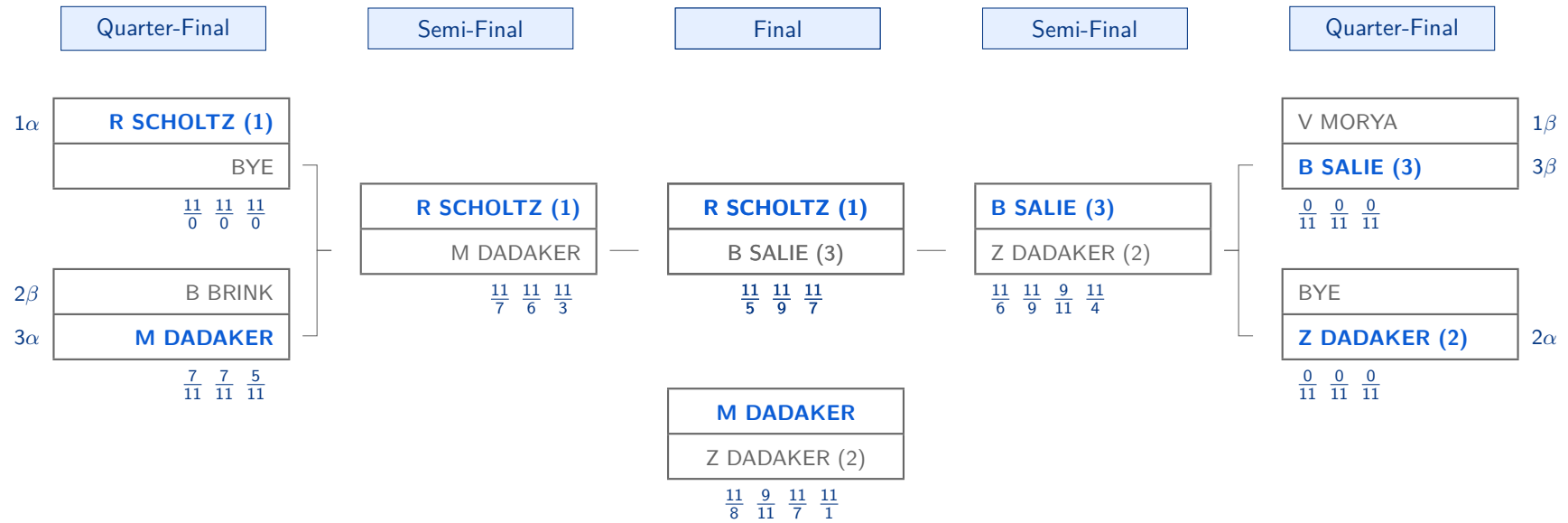
Q		PLAYER	P	W	L	MP
2 α	1	Zaeem DADAKER (2)	3	3	0	6
2 β	2	Brendan BRINK	3	2	1	5
	3	Ishaan PARBHOO	3	1	2	4
	4	Conroy PANSEGROUW	3	0	3	3

GROUP 3

Q		PLAYER	P	W	L	MP
3 α	1	Mohammed DADAKER	3	3	0	6
3 β	2	Binyamin SALIE (3)	3	2	1	5
	3	Saiyin MOODLEY	3	1	2	4
	4	Omrao DARSON	3	0	3	3



2.4.2 KNOCKOUT STAGE RESULTS



- WINNER | **Ruan SCHOLTZ (1)**
- RUNNER-UP | **Binyamin SALIE (3)**
- THIRD PLACE | **Mohammed DADAKER**
- FOURTH PLACE | **Zaeem DADAKER (2)**



2.4.3 RANKING

	POSITION	PLAYER	SATTB	P	W	L
1	Winner	Ruan SCHOLTZ	2561	6	6	0
2	Runner-Up	Binyamin SALIE	1578	6	4	2
3	Third Place	Mohammed DADAKER	3325	6	5	1
4	Fourth Place	Zaem DADAKER	3326	6	4	2
5	Quarter-Finalist : 1	BYE				
5	Quarter-Finalist : 2	Brendan BRINK		4	2	2
5	Quarter-Finalist : 3	Vedansh MORYA		4	1	3
5	Quarter-Finalist : 4	BYE				
9	Group : 1	Asher ABRAHAMS		3	1	2
9	Group : 1	Kareem ZAIN EDDIN	1587	3	1	2
9	Group : 2	Ishaan PARBHOO		3	1	2
9	Group : 2	Conroy PANSEGROUW		3	0	3
9	Group : 3	Saiyin MOODLEY	2099	3	1	2
9	Group : 3	Omrao DARSON		3	0	3



2.5 GIRLS U15 SINGLES

2.5.1 GROUP STAGE RESULTS

GROUP 1

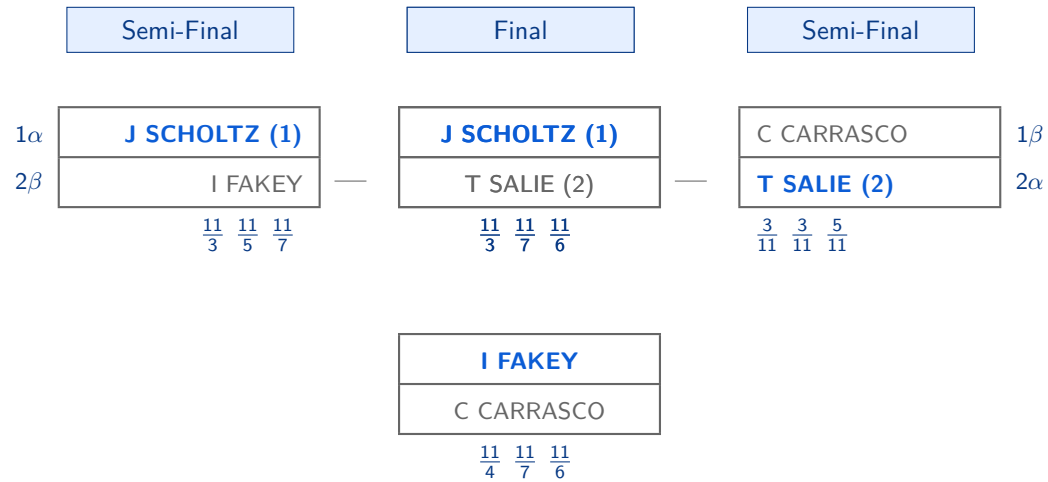
Q		PLAYER	P	W	L	MP
1 α	1	Juane SCHOLTZ (1)	2	2	0	4
1 β	2	Ceira CARRASCO	2	1	1	3
	3	Tshiamo MATHABATHE	2	0	2	0

GROUP 2

Q		PLAYER	P	W	L	MP
2 α	1	Tamara SALIE (2)	3	3	0	6
2 β	2	Imaan FAKEY	3	2	1	5
	3	Sarah MORSNER	3	1	2	4
	4	Veya PILLAY	3	0	3	3



2.5.2 KNOCKOUT STAGE RESULTS



- WINNER | **Juane SCHOLTZ (1)**
- RUNNER-UP | **Tamara SALIE (2)**
- THIRD PLACE | **Imaan FAKEY**
- FOURTH PLACE | **Ceira CARRASCO**



2.5.3 RANKING

	POSITION	PLAYER	SATTB	P	W	L
1	Winner	Juane SCHOLTZ	7781	4	4	0
2	Runner-Up	Tamara SALIE	7789	5	4	1
3	Third Place	Imaan FAKEY		5	3	2
4	Fourth Place	Ceira CARRASCO		4	1	3
5	Group : 1	Tshiamo MATHABATHE		2	0	2
5	Group : 2	Sarah MORSNER		3	1	2
5	Group : 2	Veya PILLAY		3	0	3



2.6 BOYS U15 SINGLES

2.6.1 GROUP STAGE RESULTS

GROUP 1

Q		PLAYER	P	W	L	MP
1 α	1	Ariel MARSHALL (1)	2	2	0	4
1 β	2	Seth REDLINGHUYS	2	1	1	3
	3	Ethan MARTIN	2	0	2	2

GROUP 2

Q		PLAYER	P	W	L	MP
2 α	1	Ruan SCHOLTZ (2)	2	2	0	4
2 β	2	Brendan BRINK	2	1	1	3
	3	Adriaan NEL	2	0	2	2

GROUP 3

Q		PLAYER	P	W	L	MP
3 α	1	Saiyin MOODLEY (3)	3	3	0	6
3 β	2	Daniel PECK	3	2	1	5
	3	Ruan VAN DER MERWE	3	1	2	4
	4	Luan KRUGER	3	0	3	3

GROUP 4

Q		PLAYER	P	W	L	MP
4 α	1	Bimal JIVRAJ (4)	3	3	0	6
4 β	2	Derick DE KOCK	3	2	1	5
	3	Justin PANSEGROUW	3	1	2	4
	4	Henricko MAKKINK	3	0	3	3

GROUP 5

Q		PLAYER	P	W	L	MP
5 α	1	Liam DU PREEZ (5)	3	3	0	6
5 β	2	Marlo VAN DEN BERG	3	2	1	5
	3	JG DU TOIT	3	1	2	4
	4	Kean MARITZ	3	0	3	3

GROUP 6

Q		PLAYER	P	W	L	MP
6 α	1	Mohammed DADAKER (6)	3	3	0	6
6 β	2	Tayden ROYAPPEN	3	2	1	5
	3	Shane SWANEPOEL	3	1	2	4
	4	Jaydin NAUDE	3	0	3	3

GROUP 7

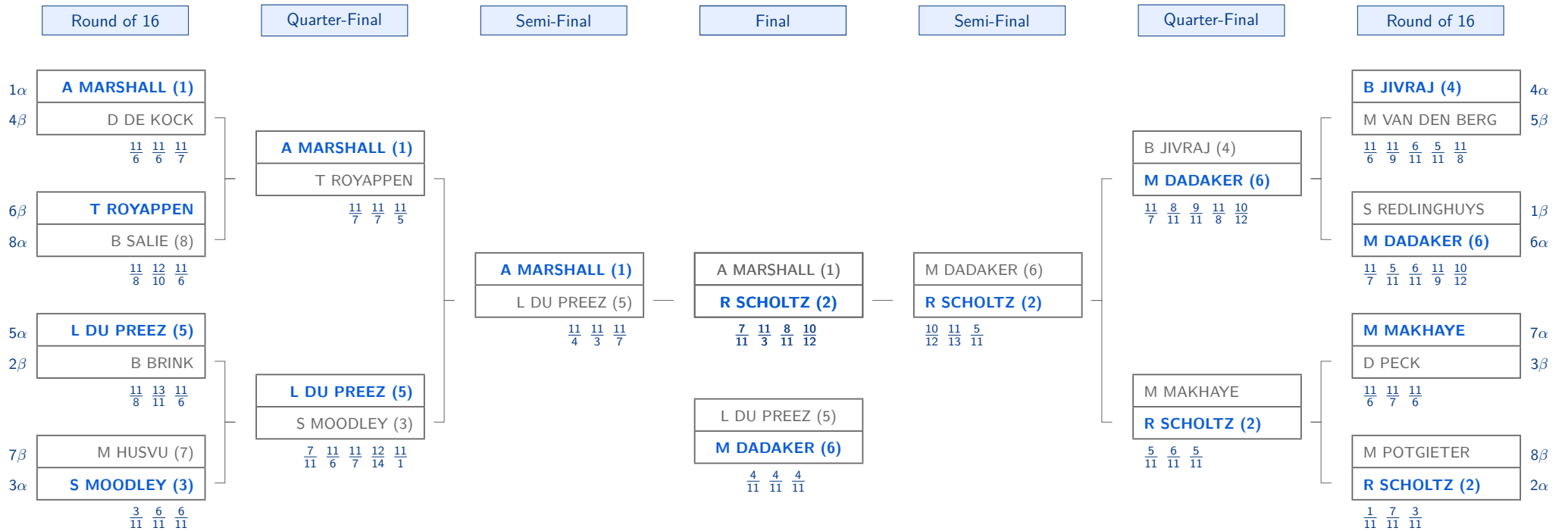
Q		PLAYER	P	W	L	MP
7 α	1	Mlungisi MAKHAYE	3	3	0	6
7 β	2	Mako HUSVU (7)	3	2	1	5
	3	Vedansh MORYA	3	1	2	4
	4	JG VLOK	3	0	3	3

GROUP 8

Q		PLAYER	P	W	L	MP
8 α	1	Binyamin SALIE (8)	3	3	0	6
8 β	2	Markus POTGIETER	3	2	1	5
	3	Christiaan VAN DEN BERG	3	1	2	4
	4	Omrao DARSON	3	0	3	3



2.6.2 KNOCKOUT STAGE RESULTS



WINNER | **Ruan SCHOLTZ (2)**
 RUNNER-UP | **Ariel MARSHALL (1)**
 THIRD PLACE | **Mohammed DADAKER (6)**
 FOURTH PLACE | **Liam DU PREEZ (5)**



2.6.3 RANKING

	POSITION	PLAYER	SATTB	P	W	L
1	Winner	Ruan SCHOLTZ	2561	6	6	0
2	Runner-Up	Ariel MARSHALL	2690	6	5	1
3	Third Place	Mohammed DADAKER	3325	7	6	1
4	Fourth Place	Liam DU PREEZ	3314	7	5	2
5	Quarter-Finalist : 1	Tayden ROYAPPEN		5	3	2
5	Quarter-Finalist : 2	Saiyin MOODLEY	2099	5	4	1
5	Quarter-Finalist : 3	Bimal JIVRAJ	2654	5	4	1
5	Quarter-Finalist : 4	Mlungisi MAKHAYE		5	4	1
9	Round of 16 : 1	Derick DE KOCK		4	2	2
9	Round of 16 : 2	Binyamin SALIE	1578	4	3	1
9	Round of 16 : 3	Brendan BRINK		3	1	2
9	Round of 16 : 4	Mako HUSVU	2918	4	2	2
9	Round of 16 : 5	Marlo VAN DEN BERG		4	2	2
9	Round of 16 : 6	Seth REDLINGHUYS		3	1	2
9	Round of 16 : 7	Daniel PECK		4	2	2
9	Round of 16 : 8	Markus POTGIETER		4	2	2
17	Group : 1	Ethan MARTIN		2	0	2
17	Group : 2	Adriaan NEL		2	0	2
17	Group : 3	Ruan VAN DER MERWE		3	1	2
17	Group : 3	Luan KRUGER		3	0	3
17	Group : 4	Justin PANSEGROUW		3	1	2
17	Group : 4	Henricko MAKKINK		3	0	3
17	Group : 5	JG DU TOIT		3	1	2
17	Group : 5	Kean MARITZ		3	0	3
17	Group : 6	Shane SWANEPOEL		3	1	2



17	Group : 6	Jaydin NAUDE		3	0	3
17	Group : 7	Vedansh MORYA		3	1	2
17	Group : 7	JG VLOK		3	0	3
17	Group : 8	Christiaan VAN DEN BERG		3	1	2
17	Group : 8	Omrao DARSON		3	0	3



2.7 GIRLS U19 SINGLES

2.7.1 GROUP STAGE RESULTS

GROUP 1

Q		PLAYER	P	W	L	MP
1 α	1	Bhavna HEERALAL (1)	2	2	0	4
1 β	2	Lusanda MOLOI	2	1	1	3
	3	Tamara SALIE	2	0	2	2

GROUP 2

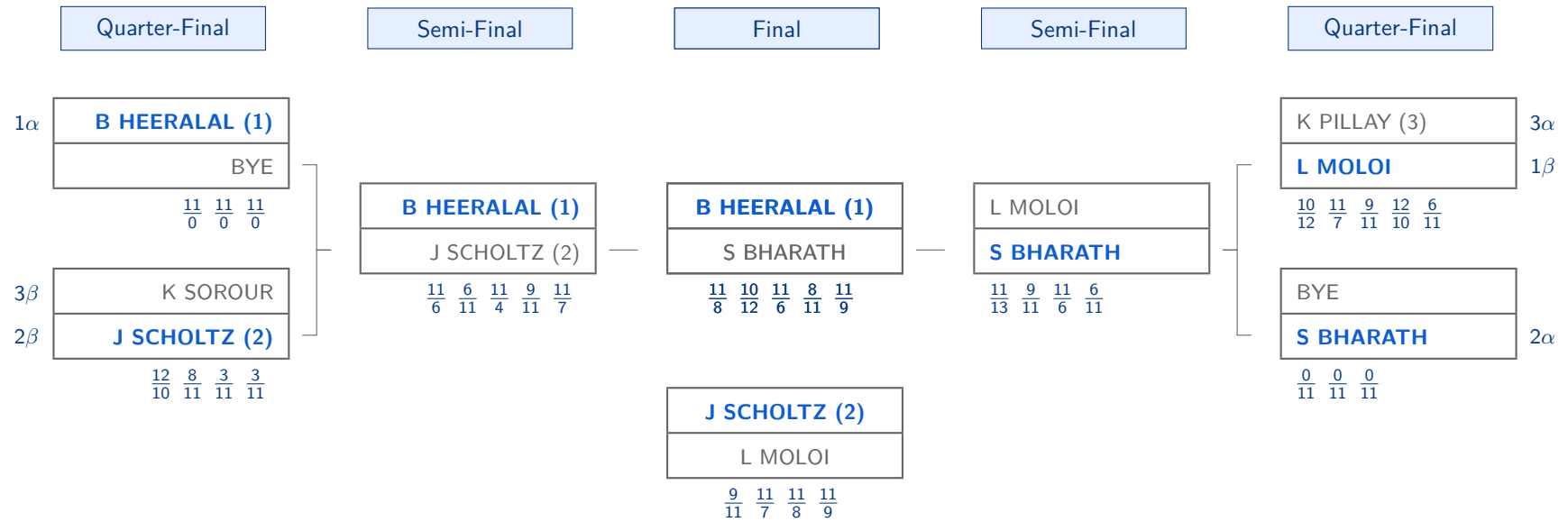
Q		PLAYER	P	W	L	MP
2 α	1	Shivadhna BHARATH	2	2	0	4
2 β	2	Juane SCHOLTZ (2)	2	1	1	3
	3	Madelize LE ROUX	2	0	2	2

GROUP 3

Q		PLAYER	P	W	L	MP
3 α	1	Karen PILLAY (3)	2	2	0	4
3 β	2	Keira SOROUR	2	1	1	3
	3	Suvaria MOODLEY	2	0	2	2



2.7.2 KNOCKOUT STAGE RESULTS



- WINNER | **Bhavna HEERALAL (1)**
- RUNNER-UP | **Shivadhna BHARATH**
- THIRD PLACE | **Juane SCHOLTZ (2)**
- FOURTH PLACE | **Lusanda MOLOI**



2.7.3 RANKING

	POSITION	PLAYER	SATTB	P	W	L
1	Winner	Bhavna HEERALAL	7278	5	5	0
2	Runner-Up	Shivadhna BHARATH	7453	5	4	1
3	Third Place	Juane SCHOLTZ	7781	5	3	2
4	Fourth Place	Lusanda MOLOI	7518	5	2	3
5	Quarter-Finalist : 1	BYE				
5	Quarter-Finalist : 2	Keira SOROUR	7944	3	1	2
5	Quarter-Finalist : 3	Karen PILLAY	7459	3	2	1
5	Quarter-Finalist : 4	BYE				
9	Group : 1	Tamara SALIE	7789	2	0	2
9	Group : 2	Madelize LE ROUX		2	0	2
9	Group : 3	Suvaria MOODLEY	7457	2	0	2



2.8 BOYS U19 SINGLES

2.8.1 GROUP STAGE RESULTS

GROUP 1

Q		PLAYER	P	W	L	MP
1 α	1	Daniel MARSHALL (1)	3	3	0	6
1 β	2	Evan BROWN	3	2	1	5
	3	Yu Kae HUANG	3	1	2	4
	4	Heinrich WYMA	3	0	3	3

GROUP 2

Q		PLAYER	P	W	L	MP
2 α	1	Adriaan JOUBERT (2)	3	3	0	6
2 β	2	Barend FOURIE	3	2	1	5
	3	Jeandro SYSTER	3	1	2	4
	4	Renier VAN ROOYEN	3	0	3	3

GROUP 3

Q		PLAYER	P	W	L	MP
3 α	1	Luyanda NGCOBO (3)	3	3	0	6
3 β	2	Jarrod CILLIERS	3	2	1	5
	3	Tayden ROYAPPEN	3	1	2	4
	4	Shane SWANEPOEL	3	0	3	3

GROUP 4

Q		PLAYER	P	W	L	MP
4 α	1	Liam DU PREEZ	3	3	0	6
4 β	2	Muddaththir MUKHTAR (4)	3	2	1	5
	3	Tebogo RABSON	3	1	2	4
	4	JG DU TOIT	3	0	3	3

GROUP 5

Q		PLAYER	P	W	L	MP
5 α	1	Mlungisi MAKHAYE	3	3	0	6
5 β	2	Jonathan ROSSOUW	3	2	1	5
	3	Bimal JIVRAJ (5)	3	1	2	4
	4	Jean LE ROUX	3	0	3	3

GROUP 6

Q		PLAYER	P	W	L	MP
6 α	1	Edwin DIEDERICKS (6)	3	3	0	6
6 β	2	Seth REDLINGHUYS	3	2	1	5
	3	Daniel EJIMS	3	1	2	4
	4	Daniel PECK	3	0	3	3

GROUP 7

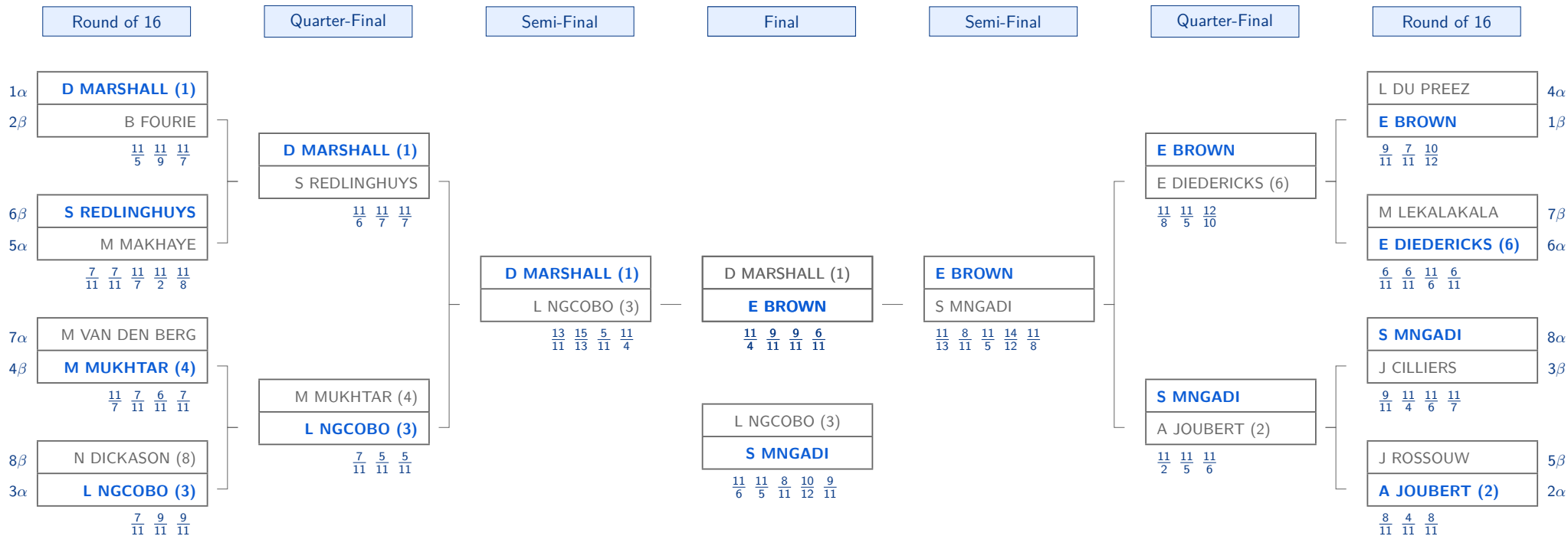
Q		PLAYER	P	W	L	MP
7 α	1	Marlo VAN DEN BERG	3	3	0	6
7 β	2	Motshela LEKALAKALA	3	2	1	5
	3	Christiaan COETZEE	3	1	2	4
	4	Mako HUSVU (7)	3	0	3	3

GROUP 8

Q		PLAYER	P	W	L	MP
8 α	1	Siphamandla MNGADI	3	3	0	6
8 β	2	Nathan DICKASON (8)	3	2	1	5
	3	Derick DE BEER	3	1	2	4
	4	Ricardo CARRASCO	3	0	3	3



2.8.2 KNOCKOUT STAGE RESULTS



WINNER | **Evan BROWN**
 RUNNER-UP | **Daniel MARSHALL (1)**
 THIRD PLACE | **Siphamandla MNGADI**
 FOURTH PLACE | **Luyanda NGCOBO (3)**



2.8.3 RANKING

	POSITION	PLAYER	SATTB	P	W	L
1	Winner	Evan BROWN		7	6	1
2	Runner-Up	Daniel MARSHALL	2694	7	6	1
3	Third Place	Siphamandla MNGADI		7	6	1
4	Fourth Place	Luyanda NGCOBO	1435	7	5	2
5	Quarter-Finalist : 1	Seth REDLINGHUYS		5	3	2
5	Quarter-Finalist : 2	Muddaththir MUKHTAR	1403	5	3	2
5	Quarter-Finalist : 3	Edwin DIEDERICKS	3309	5	4	1
5	Quarter-Finalist : 4	Adriaan JOUBERT	2928	5	4	1
9	Round of 16 : 1	Barend FOURIE		4	2	2
9	Round of 16 : 2	Mlungisi MAKHAYE		4	3	1
9	Round of 16 : 3	Marlo VAN DEN BERG		4	3	1
9	Round of 16 : 4	Nathan DICKASON	3316	4	2	2
9	Round of 16 : 5	Liam DU PREEZ	3314	4	3	1
9	Round of 16 : 6	Motshela LEKALAKALA		4	2	2
9	Round of 16 : 7	Jarrod CILLIERS		4	2	2
9	Round of 16 : 8	Jonathan ROSSOUW		4	2	2
17	Group : 1	Yu Kae HUANG		3	1	2
17	Group : 1	Heinrich WYMA		3	0	3
17	Group : 2	Jeandro SYSTER		3	1	2
17	Group : 2	Renier VAN ROOYEN		3	0	3
17	Group : 3	Tayden ROYAPPEN		3	1	2
17	Group : 3	Shane SWANEPOEL		3	0	3
17	Group : 4	Tebogo RABSON		3	1	2
17	Group : 4	JG DU TOIT		3	0	3
17	Group : 5	Bimal JIVRAJ	2654	3	1	2



17	Group : 5	Jean LE ROUX		3	0	3
17	Group : 6	Daniel EJIMS		3	1	2
17	Group : 6	Daniel PECK		3	0	3
17	Group : 7	Christiaan COETZEE		3	1	2
17	Group : 7	Mako HUSVU	2918	3	0	3
17	Group : 8	Derick DE BEER		3	1	2
17	Group : 8	Ricardo CARRASCO		3	0	3



3 SENIOR EVENTS

3.1 WOMENS SINGLES

3.1.1 GROUP STAGE RESULTS

GROUP 1

Q		PLAYER	P	W	L	MP
1 α	1	Phumza MAKIVA	3	3	0	6
1 β	2	Suvaria MOODLEY	3	2	1	5
	3	Felicia DHLEWAYO	3	1	2	4
	4	Arisha MADAREE (1)	3	0	3	0

GROUP 2

Q		PLAYER	P	W	L	MP
2 α	1	Jade SASMAN (2)	3	3	0	6
2 β	2	Paula JANSE V RENSBURG	3	2	1	5
	3	Shivadhna BHARATH	3	1	2	4
	4	Azikile MAKAULA	3	0	3	3

GROUP 3

Q		PLAYER	P	W	L	MP
3 α	1	Saadia EDWARDS (3)	3	3	0	6
3 β	2	Madelize LE ROUX	3	2	1	5
	3	Shonah JONES	3	1	2	4
	4	Nandipa SIKUTSHWA	3	0	3	3

GROUP 4

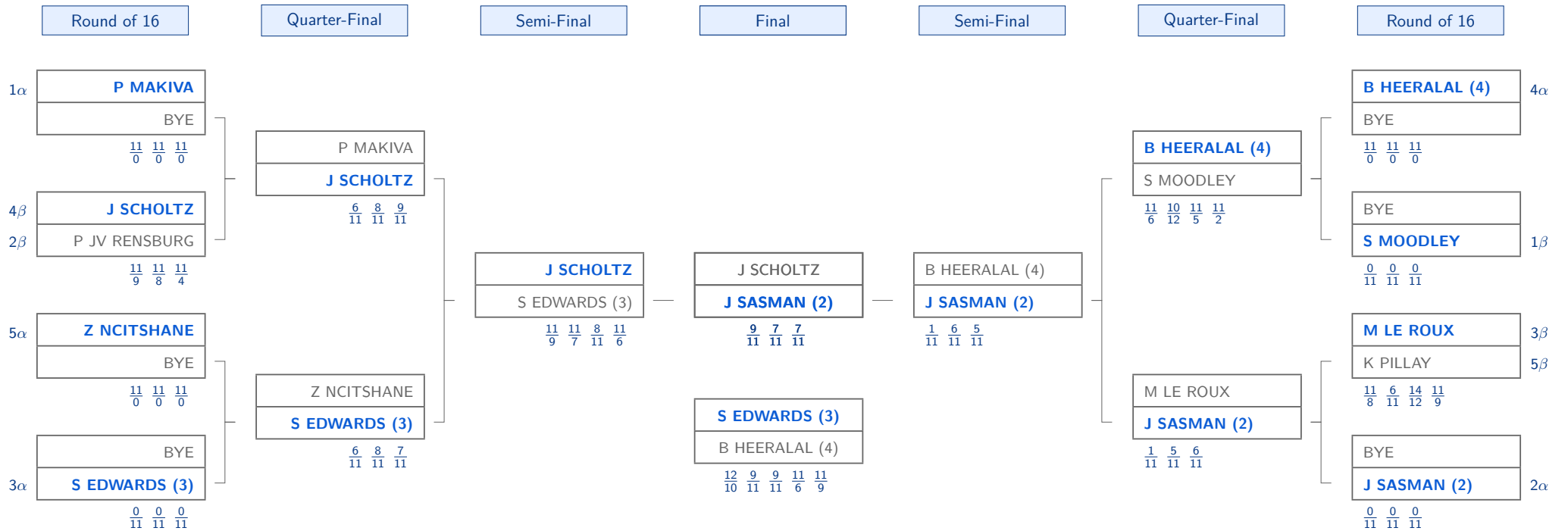
Q		PLAYER	P	W	L	MP
4 α	1	Bhavna HEERALAL (4)	3	3	0	6
4 β	2	Juane SCHOLTZ	3	2	1	5
	3	Saiisha NAIDU	3	1	2	4
	4	Tamika VAN AS	3	0	3	3

GROUP 5

Q		PLAYER	P	W	L	MP
5 α	1	Zoliswa NCITSHANE	3	3	0	6
5 β	2	Karen PILLAY	3	2	1	5
	3	Ronel SWANEVELDER (5)	3	1	2	4
	4	Palesa MOTLOUNG	3	0	3	0



3.1.2 KNOCKOUT STAGE RESULTS



WINNER | **Jade SASMAN (2)**
 RUNNER-UP | **Juane SCHOLTZ**
 THIRD PLACE | **Saadia EDWARDS (3)**
 FOURTH PLACE | **Bhavna HEERALAL (4)**



3.1.3 RANKING

	POSITION	PLAYER	SATTB	P	W	L
1	Winner	Jade SASMAN	8052	7	7	0
2	Runner-Up	Juane SCHOLTZ	7781	7	5	2
3	Third Place	Saadia EDWARDS	7044	7	6	1
4	Fourth Place	Bhavna HEERALAL	7278	7	5	2
5	Quarter-Finalist : 1	Phumza MAKIVA	7051	5	4	1
5	Quarter-Finalist : 2	Zoliswa NCITSHANE		5	4	1
5	Quarter-Finalist : 3	Suvaria MOODLEY	7457	5	3	2
5	Quarter-Finalist : 4	Madelize LE ROUX		5	3	2
9	Round of 16 : 1	BYE				
9	Round of 16 : 2	Paula JANSE V RENSBURG	7452	4	2	2
9	Round of 16 : 3	BYE				
9	Round of 16 : 4	BYE				
9	Round of 16 : 5	BYE				
9	Round of 16 : 6	BYE				
9	Round of 16 : 7	Karen PILLAY	7459	4	2	2
9	Round of 16 : 8	BYE				
17	Group : 1	Felicia DHLEWAYO	7510	3	1	2
17	Group : 1	Arisha MADAREE	7009	3	0	3
17	Group : 2	Shivadhna BHARATH	7453	3	1	2
17	Group : 2	Azikile MAKAULA		3	0	3
17	Group : 3	Shonah JONES	8036	3	1	2
17	Group : 3	Nandipa SIKUTSHWA		3	0	3
17	Group : 4	Saiisha NAIDU	7545	3	1	2
17	Group : 4	Tamika VAN AS	8025	3	0	3
17	Group : 5	Ronel SWANEVELDER	7750	3	1	2
17	Group : 5	Palesa MOTLOUNG		3	0	3



3.2 MENS SINGLES

3.2.1 GROUP STAGE RESULTS

GROUP 1

Q		PLAYER	P	W	L	MP
1 α	1	Luke ABRAHAMS (1)	3	3	0	6
1 β	2	Ruan SCHOLTZ	3	2	1	5
	3	Tebogo RABSON	3	1	2	4
	4	Zakhele BHUTHELEZI	3	0	3	3

GROUP 2

Q		PLAYER	P	W	L	MP
2 α	1	Shaun JONES (2)	3	3	0	6
2 β	2	Stuart KADER	3	2	1	5
	3	Pusetso SEKIKE	3	1	2	4
	4	Amadeus FIDOS	3	0	3	3

GROUP 3

Q		PLAYER	P	W	L	MP
3 α	1	Tevia SAPIRE (3)	3	3	0	6
3 β	2	Marvin JOB	3	2	1	5
	3	Nico VAN DER MERWE	3	1	2	4
	4	Renier VAN ROOYEN	3	0	3	0

GROUP 4

Q		PLAYER	P	W	L	MP
4 α	1	Ziyaad ISSA (4)	3	3	0	6
4 β	2	Starn HUI	3	2	1	5
	3	Calvin WEYERS	3	1	2	4
	4	Jannie OLIVIER	3	0	3	3

GROUP 5

Q		PLAYER	P	W	L	MP
5 α	1	Oladele OLOWOKERE (5)	3	3	0	6
5 β	2	Liam DU PREEZ	3	2	1	5
	3	Muzzammil MUKHTAR	3	1	2	4
	4	Phomolo MAGOTLA	3	0	3	0

GROUP 6

Q		PLAYER	P	W	L	MP
6 α	1	Nilesh SINGH (6)	3	3	0	6
6 β	2	Danie OLIVIER	3	2	1	5
	3	Vernon MANEY	3	1	2	4
	4	Omolemo PHAKEDI	3	0	3	3

GROUP 7

Q		PLAYER	P	W	L	MP
7 α	1	Huang SHUN (7)	3	3	0	6
7 β	2	Vic CARRASCO	3	2	1	5
	3	Ruan VENTER	3	1	2	4
	4	Daniel PECK	3	0	3	3

GROUP 8

Q		PLAYER	P	W	L	MP
8 α	1	Branden BARTLETT (8)	3	3	0	6
8 β	2	Barney BAI	3	2	1	5
	3	Adriaan JOUBERT	3	1	2	4
	4	Jarrod CILLIERS	3	0	3	3



GROUP 9

Q		PLAYER	P	W	L	MP
9 α	1	Yashil JAIMUNGAL (9)	3	3	0	6
9 β	2	Luyanda NXUMALO	3	2	1	5
	3	Prashant NAROTAM	3	1	2	4
	4	Tiaan VAN DER MERWE	3	0	3	3

GROUP 10

Q		PLAYER	P	W	L	MP
10 α	1	Mark WILLIAMS (10)	3	3	0	6
10 β	2	Ruan KAHTS	3	2	1	5
	3	Jozua JOUBERT	3	1	2	4
	4	Yu Kae HUANG	3	0	3	3

GROUP 11

Q		PLAYER	P	W	L	MP
11 α	1	Abdul HAY (11)	3	3	0	6
11 β	2	Storm SPERANZA	3	2	1	5
	3	Nathan DICKASON	3	1	2	4
	4	CJ VAN SCHAIK	3	0	3	3

GROUP 12

Q		PLAYER	P	W	L	MP
12 α	1	Simon DIMANT (12)	3	3	0	6
12 β	2	Peter BIAN	3	2	1	5
	3	Terrance LOUW	3	1	2	4
	4	Daniel EJIMS	3	0	3	3

GROUP 13

Q		PLAYER	P	W	L	MP
13 α	1	Omar ZAIN EDDIN (13)	3	3	0	6
13 β	2	Muddaththir MUKHTAR	3	1	2	4
	3	Xinxing ZHANG	3	1	2	4
	4	Kamlesh PARBHOO	3	1	2	4

GROUP 14

Q		PLAYER	P	W	L	MP
14 α	1	Alon ARGAMAN	3	3	0	6
14 β	2	Lunga VAKELE (14)	3	2	1	5
	3	Lucky MOKUHLE	3	1	2	4
	4	Nick JANHI	3	0	3	3

GROUP 15

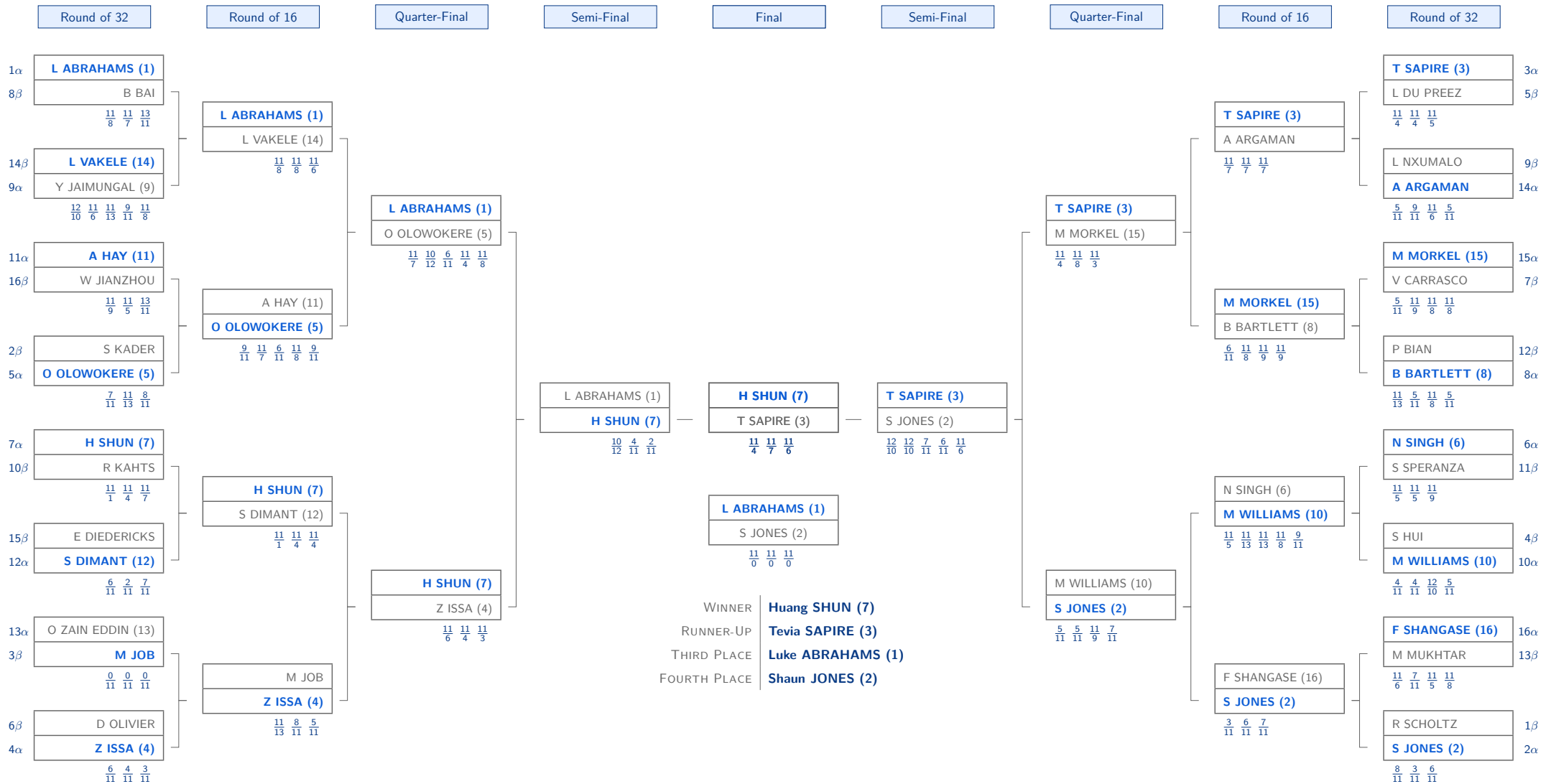
Q		PLAYER	P	W	L	MP
15 α	1	Marius MORTEL (15)	3	3	0	6
15 β	2	Edwin DIEDERICKS	3	2	1	5
	3	Christo VENTER	3	1	2	4
	4	Ricardo CARRASCO	3	0	3	3

GROUP 16

Q		PLAYER	P	W	L	MP
16 α	1	Fundo SHANGASE (16)	3	3	0	6
16 β	2	Wei JIANZHOU	3	2	1	5
	3	Preshen NAIDOO	3	1	2	4
	4	Shane SWANEPOEL	3	0	3	3



3.2.2 KNOCKOUT STAGE RESULTS



3.2.3 RANKING

	POSITION	PLAYER	SATTB	P	W	L
1	Winner	Huang SHUN	2578	8	8	0
2	Runner-Up	Tevia SAPIRE	2531	8	7	1
3	Third Place	Luke ABRAHAMS	1382	8	7	1
4	Fourth Place	Shaun JONES	1020	8	6	2
5	Quarter-Finalist : 1	Oladele OLOWOKERE	1208	6	5	1
5	Quarter-Finalist : 2	Ziyaad ISSA	1070	6	5	1
5	Quarter-Finalist : 3	Marius MORKEL	3022	6	5	1
5	Quarter-Finalist : 4	Mark WILLIAMS	3268	6	5	1
9	Round of 16 : 1	Lunga VAKELE	1063	5	3	2
9	Round of 16 : 2	Abdul HAY	1505	5	4	1
9	Round of 16 : 3	Simon DIMANT	1027	5	4	1
9	Round of 16 : 4	Marvin JOB	2895	5	3	2
9	Round of 16 : 5	Alon ARGAMAN		5	4	1
9	Round of 16 : 6	Branden BARTLETT	1119	5	4	1
9	Round of 16 : 7	Nilesh SINGH	1108	5	4	1
9	Round of 16 : 8	Fundokuhle SHANGASE	1281	5	4	1
17	Round of 32 : 1	Barney BAI		4	2	2
17	Round of 32 : 2	Yashil JAIMUNGAL	1129	4	3	1
17	Round of 32 : 3	Wei JIANZHOU		4	2	2
17	Round of 32 : 4	Stuart KADER	1210	4	2	2
17	Round of 32 : 5	Ruan KAHTS	3179	4	2	2
17	Round of 32 : 6	Edwin DIEDERICKS	3309	4	2	2
17	Round of 32 : 7	Omar ZAIN EDDIN	1047	4	3	1
17	Round of 32 : 8	Danie OLIVIER	2685	4	2	2
17	Round of 32 : 9	Liam DU PREEZ	3314	4	2	2



17	Round of 32 : 10	Luyanda NXUMALO		4	2	2
17	Round of 32 : 11	Vic CARRASCO	2647	4	2	2
17	Round of 32 : 12	Peter BIAN		4	2	2
17	Round of 32 : 13	Storm SPERANZA	2140	4	2	2
17	Round of 32 : 14	Starn HUI		4	2	2
17	Round of 32 : 15	Muddaththir MUKHTAR	1403	4	1	3
17	Round of 32 : 16	Ruan SCHOLTZ	2561	4	2	2

33	Group : 1	Tebogo RABSON		3	1	2
33	Group : 1	Zakhele BHUTHELEZI		3	0	3
33	Group : 2	Pusetso SEKIKE	1203	3	1	2
33	Group : 2	Amadeus FIDOS	2897	3	0	3
33	Group : 3	Nico VAN DER MERWE	3184	3	1	2
33	Group : 3	Renier VAN ROOYEN		3	0	3
33	Group : 4	Calvin WEYERS		3	1	2
33	Group : 4	Jannie OLIVIER		3	0	3
33	Group : 5	Muzzammil MUKHTAR	1420	3	1	2
33	Group : 5	Phomolo MAGOTLA	3296	3	0	3
33	Group : 6	Vernon MANEY	2756	3	1	2
33	Group : 6	Omolemo PHAKEDI		3	0	3
33	Group : 7	Ruan VENTER		3	1	2
33	Group : 7	Daniel PECK		3	0	3
33	Group : 8	Adriaan JOUBERT	2928	3	1	2
33	Group : 8	Jarrood CILLIERS		3	0	3
33	Group : 9	Prashant NAROTAM		3	1	2
33	Group : 9	Tiaan VAN DER MERWE		3	0	3
33	Group : 10	Jozua JOUBERT	3300	3	1	2
33	Group : 10	Yu Kae HUANG		3	0	3

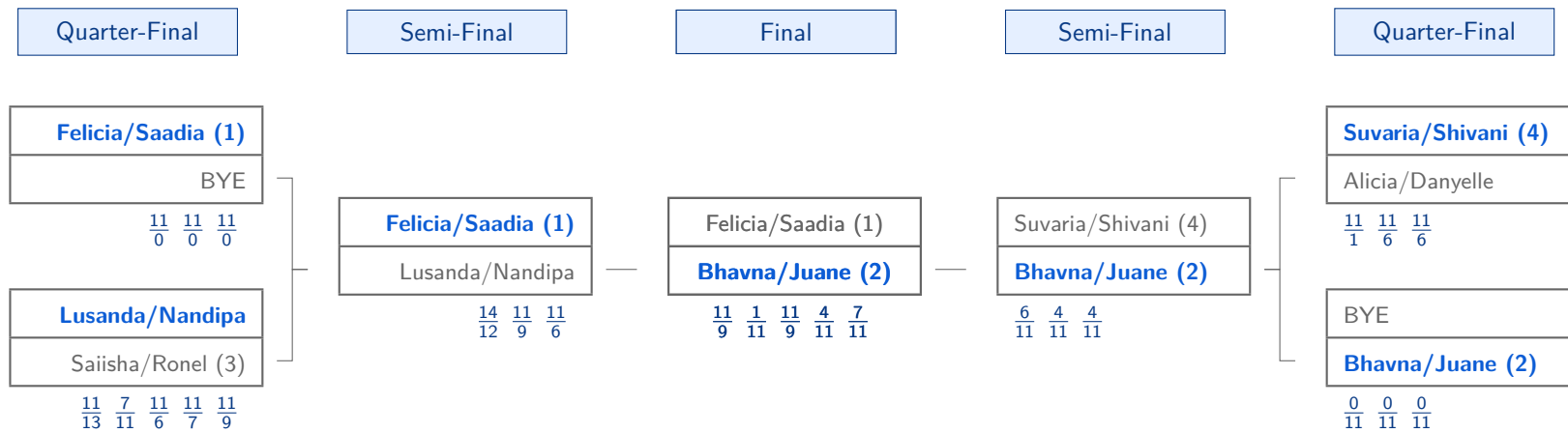


33	Group : 11	Nathan DICKASON	3316	3	1	2
33	Group : 11	CJ VAN SCHAIK	2450	3	0	3
33	Group : 12	Terrance LOUW	2894	3	1	2
33	Group : 12	Daniel EJIMS		3	0	3
33	Group : 13	Xinxing ZHANG		3	1	2
33	Group : 13	Kamlesh PARBHOO		3	1	2
33	Group : 14	Lucky MOKUHLE		3	1	2
33	Group : 14	Nick JANHI		3	0	3
33	Group : 15	Christo VENTER		3	1	2
33	Group : 15	Ricardo CARRASCO		3	0	3
33	Group : 16	Preshen NAIDOO	1065	3	1	2
33	Group : 16	Shane SWANEPOEL		3	0	3



3.3 WOMENS DOUBLES

3.3.1 KNOCKOUT STAGE RESULTS



- WINNER | **Bhavna/Juane (2)**
- RUNNER-UP | **Felicia/Saadia (1)**
- THIRD PLACE | **Lusanda/Nandipa**
- THIRD PLACE | **Suvaria/Shivani (4)**



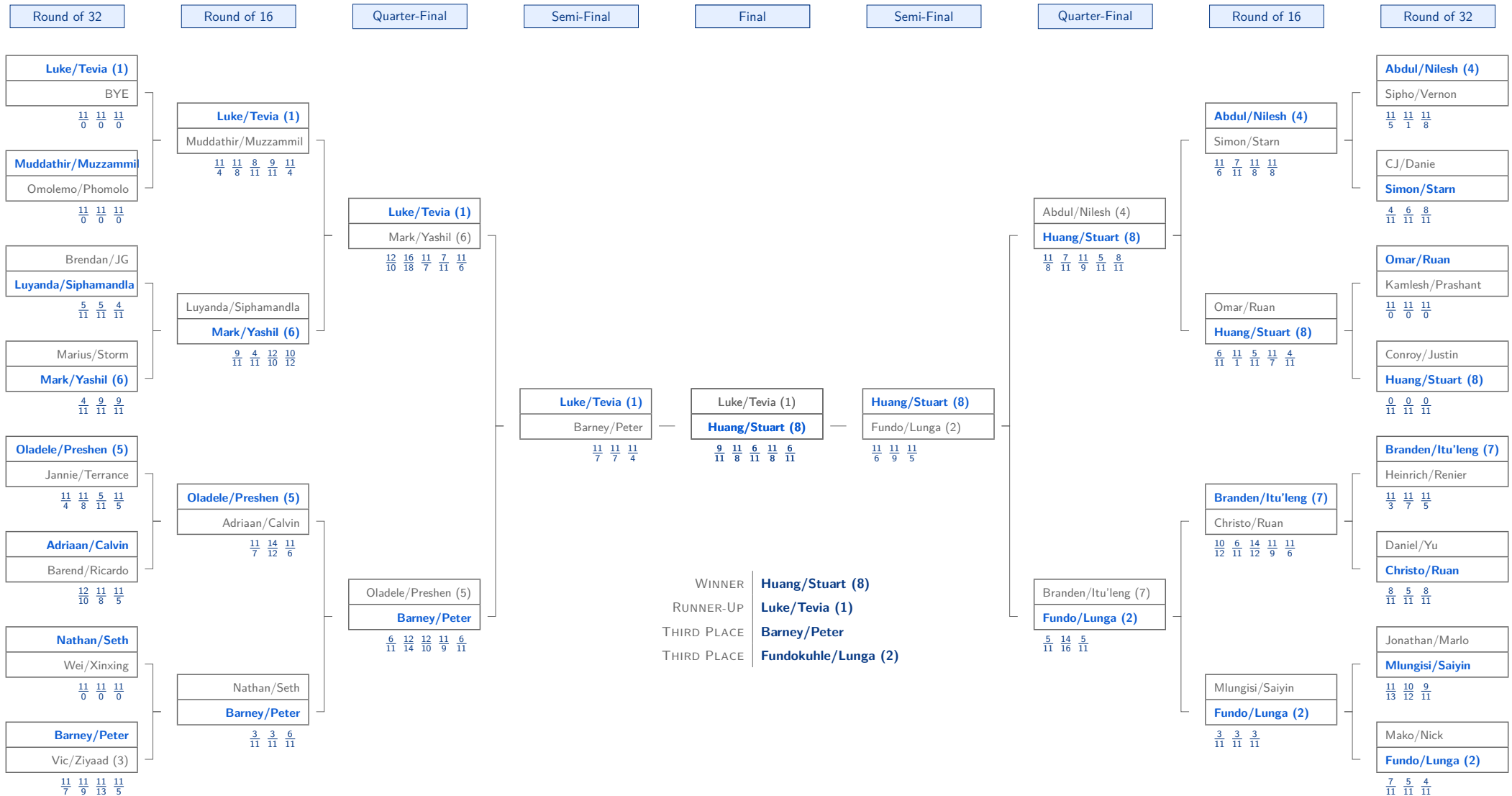
3.3.2 RANKING

	POSITION	PLAYERS	P	W	L
1	Winner	Bhavna/Juane	3	3	0
2	Runner-Up	Felicia/Saadia	3	2	1
3	Semi-Finalist : 1	Lusanda/Nandipa	2	1	1
3	Semi-Finalist : 2	Suvaria/Shivani	2	1	1
5	Quarter-Finalist : 1	BYE			
5	Quarter-Finalist : 2	Saiisha/Ronel	1	0	1
5	Quarter-Finalist : 3	Alicia/Danyelle	1	0	1
5	Quarter-Finalist : 4	BYE			



3.4 MENS DOUBLES

3.4.1 KNOCKOUT STAGE RESULTS



3.4.2 RANKING

	POSITION	PLAYERS	P	W	L
1	Winner	Huang/Stuart	5	5	0
2	Runner-Up	Luke/Tevia	5	4	1
3	Semi-Finalist : 1	Barney/Peter	4	3	1
3	Semi-Finalist : 2	Fundokuhle/Lunga	4	3	1
5	Quarter-Finalist : 1	Mark/Yashil	3	2	1
5	Quarter-Finalist : 2	Oladele/Preshen	3	2	1
5	Quarter-Finalist : 3	Abdul/Nilesh	3	2	1
5	Quarter-Finalist : 4	Branden/Itumeleng	3	2	1
9	Round of 16 : 1	Muddaththir/Muzzammil	2	1	1
9	Round of 16 : 2	Luyanda/Siphamandla	2	1	1
9	Round of 16 : 3	Adriaan/Calvin	2	1	1
9	Round of 16 : 4	Nathan/Seth	2	1	1
9	Round of 16 : 5	Simon/Starn	2	1	1
9	Round of 16 : 6	Omar/Ruan	2	1	1
9	Round of 16 : 7	Christo/Ruan	2	1	1
9	Round of 16 : 8	Mlungisi/Saiyin	2	1	1
17	Round of 32 : 1	BYE			
17	Round of 32 : 2	Omolemo/Phomolo	1	0	1
17	Round of 32 : 3	Brendan/JG	1	0	1
17	Round of 32 : 4	Marius/Storm	1	0	1
17	Round of 32 : 5	Jannie/Terrance	1	0	1
17	Round of 32 : 6	Barend/Ricardo	1	0	1
17	Round of 32 : 7	Wei/Xinxing	1	0	1
17	Round of 32 : 8	Vic/Ziyaad	1	0	1
17	Round of 32 : 9	Sipho/Vernon	1	0	1

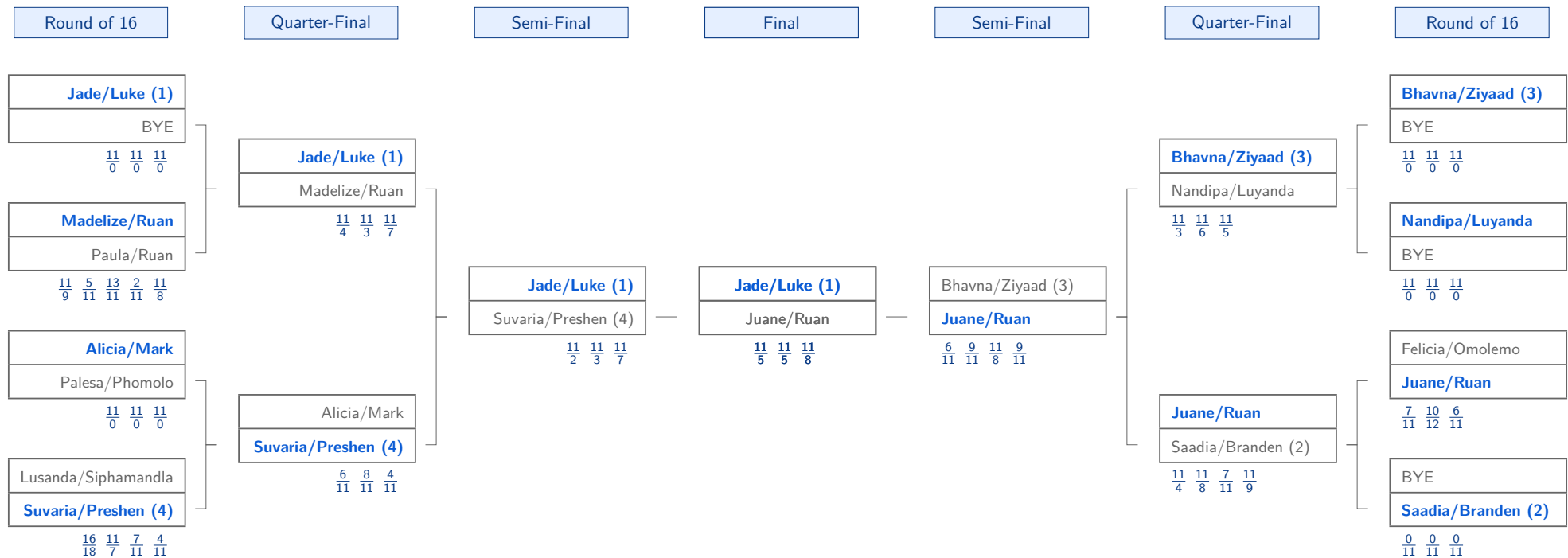


17	Round of 32 : 10	CJ/Danie	1	0	1
17	Round of 32 : 11	Kamlesh/Prashant	1	0	1
17	Round of 32 : 12	Conroy/Justin	1	0	1
17	Round of 32 : 13	Heinrich/Renier	1	0	1
17	Round of 32 : 14	Daniel/Yu	1	0	1
17	Round of 32 : 15	Jonathan/Marlo	1	0	1
17	Round of 32 : 16	Mako/Nick	1	0	1



3.5 MIXED DOUBLES

3.5.1 KNOCKOUT STAGE RESULTS



- WINNER | **Jade/Luke (1)**
- RUNNER-UP | **Juane/Ruan**
- THIRD PLACE | **Suvaria/Preshen (4)**
- THIRD PLACE | **Bhavna/Ziyaad (3)**



3.5.2 RANKING

	POSITION	PLAYERS	P	W	L
1	Winner	Jade/Luke	4	4	0
2	Runner-Up	Juane/Ruan	4	3	1
3	Semi-Finalist : 1	Suvaria/Preshen	3	2	1
3	Semi-Finalist : 2	Bhavna/Ziyaad	3	2	1
5	Quarter-Finalist : 1	Madelize/Ruan	2	1	1
5	Quarter-Finalist : 2	Alicia/Mark	2	1	1
5	Quarter-Finalist : 3	Nandipa/Luyanda	2	1	1
5	Quarter-Finalist : 4	Saadia/Branden	2	1	1
9	Round of 16 : 1	BYE			
9	Round of 16 : 2	Paula/Ruan	1	0	1
9	Round of 16 : 3	Palesa/Phomolo	1	0	1
9	Round of 16 : 4	Lusanda/Siphamandla	1	0	1
9	Round of 16 : 5	BYE			
9	Round of 16 : 6	BYE			
9	Round of 16 : 7	Felicia/Omolemo	1	0	1
9	Round of 16 : 8	BYE			



A DISABILITY EVENTS - DETAILED RESULTS

A.1 DOWNS SYNDROME

A.1.1 GROUP STAGE DETAILS

A	Pieter STARKE	2680
B	Duncan CRAIGIE	2666
C	Jonathan BESTER	
D	Dawie STEYN	
E	Minette SWART	7809

#	PC	NAME	G1	G2	G3	G4	G5	P	G	MP
1	A	Pieter STARKE	11	11	11	-	-	33	3	2
	D	Dawie STEYN	9	1	3	-	-	13	0	1
2	C	Jonathan BESTER	7	11	9	11	11	49	3	2
	E	Minette SWART	11	6	11	9	6	43	2	1
3	D	Dawie STEYN	11	11	11	-	-	33	3	2
	E	Minette SWART	7	4	8	-	-	19	0	1
4	B	Duncan CRAIGIE	11	11	11	-	-	33	3	2
	C	Jonathan BESTER	5	7	3	-	-	15	0	1
5	A	Pieter STARKE	11	11	11	-	-	33	3	2
	E	Minette SWART	4	3	2	-	-	9	0	1
6	D	Dawie STEYN	2	4	6	-	-	12	0	1
	B	Duncan CRAIGIE	11	11	11	-	-	33	3	2
7	A	Pieter STARKE	17	11	11	-	-	39	3	2
	C	Jonathan BESTER	15	9	7	-	-	31	0	1
8	E	Minette SWART	6	3	3	-	-	12	0	1
	B	Duncan CRAIGIE	11	11	11	-	-	33	3	2
9	A	Pieter STARKE	11	11	11	7	7	47	2	1
	B	Duncan CRAIGIE	13	6	9	11	11	50	3	2
10	C	Jonathan BESTER	11	9	12	11	11	54	3	2
	D	Dawie STEYN	7	11	14	9	3	44	2	1



FINAL GROUP RANKING

R	PC	NAME	P	W	L	PF	PA	GF	GA	MP
1	B	Duncan CRAIGIE	4	4	0	149	86	12	2	8
2	A	Pieter STARKE	4	3	1	152	103	11	3	7
3	C	Jonathan BESTER	4	2	2	149	159	6	10	6
4	D	Dawie STEYN	4	1	3	102	139	5	9	5
5	E	Minette SWART	4	0	4	83	148	2	12	4



A.2 WOMENS INTELLECTUALLY IMPAIRED

A.2.1 GROUP STAGE DETAILS

A	Minette SWART	7809
B	Bongiwe MABENA	
C	Boitumelo NYOAGAE	
D	Bettie MAZIYA	

#	PC	NAME	G1	G2	G3	G4	G5	P	G	MP
1	A	Minette SWART	12	11	10	11	–	44	3	2
	D	Bettie MAZIYA	10	4	12	5	–	31	1	1
2	B	Bongiwe MABENA	4	6	9	–	–	19	0	1
	C	Boitumelo NYOAGAE	11	11	11	–	–	33	3	2
3	A	Minette SWART	11	11	11	–	–	33	3	2
	C	Boitumelo NYOAGAE	6	7	7	–	–	20	0	1
4	D	Bettie MAZIYA	4	11	14	11	–	40	3	2
	B	Bongiwe MABENA	11	5	12	9	–	37	1	1
5	A	Minette SWART	11	11	6	11	–	39	3	2
	B	Bongiwe MABENA	8	3	11	6	–	28	1	1
6	C	Boitumelo NYOAGAE	3	2	9	–	–	14	0	1
	D	Bettie MAZIYA	11	11	11	–	–	33	3	2

FINAL GROUP RANKING

R	PC	NAME	P	W	L	PF	PA	GF	GA	MP
1	A	Minette SWART	3	3	0	116	79	9	2	6
2	D	Bettie MAZIYA	3	2	1	104	95	7	4	5
3	C	Boitumelo NYOAGAE	3	1	2	67	85	3	6	4
4	B	Bongiwe MABENA	3	0	3	84	112	2	9	3



A.3 MENS INTELLECTUALLY IMPAIRED

A.3.1 GROUP STAGE DETAILS

A	Pieter STARKE	2680
B	Duncan CRAIGIE	2666
C	Jonathan BESTER	
D	Tshifhiwe MUSINDANE	
E	Sandile NHLENGETHWA	
F	Dawie STEYN	

#	PC	NAME	G1	G2	G3	G4	G5	P	G	MP
1	A	Pieter STARKE	11	11	11	-	-	33	3	2
	D	Tshifhiwe MUSINDANE	1	1	1	-	-	3	0	1
2	B	Duncan CRAIGIE	11	11	11	-	-	33	3	2
	F	Dawie STEYN	4	3	0	-	-	7	0	1
3	C	Jonathan BESTER	11	11	11	-	-	33	3	2
	E	Sandile NHLENGETHWA	6	5	6	-	-	17	0	1
4	A	Pieter STARKE	11	11	11	-	-	33	3	2
	F	Dawie STEYN	3	3	2	-	-	8	0	1
5	D	Tshifhiwe MUSINDANE	0	1	0	-	-	1	0	1
	E	Sandile NHLENGETHWA	11	11	11	-	-	33	3	2
6	B	Duncan CRAIGIE	11	11	9	11	-	42	3	2
	C	Jonathan BESTER	3	6	11	4	-	24	1	1
7	A	Pieter STARKE	11	11	11	-	-	33	3	2
	E	Sandile NHLENGETHWA	4	5	4	-	-	13	0	1
8	F	Dawie STEYN	6	11	7	1	-	25	1	1
	C	Jonathan BESTER	11	8	11	11	-	41	3	2
9	D	Tshifhiwe MUSINDANE	4	0	1	-	-	5	0	1
	B	Duncan CRAIGIE	11	11	11	-	-	33	3	2
10	A	Pieter STARKE	11	11	11	-	-	33	3	2
	C	Jonathan BESTER	9	9	6	-	-	24	0	1
11	E	Sandile NHLENGETHWA	3	6	5	-	-	14	0	1
	B	Duncan CRAIGIE	11	11	11	-	-	33	3	2



12	F	Dawie STEYN	11	11	11	-	-	33	3	2
	D	Tshifhiwe MUSINDANE	1	1	4	-	-	6	0	1
13	A	Pieter STARKE	9	11	11	11	-	42	3	2
	B	Duncan CRAIGIE	11	2	9	5	-	27	1	1
14	C	Jonathan BESTER	11	11	11	-	-	33	3	2
	D	Tshifhiwe MUSINDANE	1	2	3	-	-	6	0	1
15	E	Sandile NHLENGETHWA	11	11	12	-	-	34	3	2
	F	Dawie STEYN	6	5	10	-	-	21	0	1

FINAL GROUP RANKING

R	PC	NAME	P	W	L	PF	PA	GF	GA	MP
1	A	Pieter STARKE	5	5	0	174	75	15	1	10
2	B	Duncan CRAIGIE	5	4	1	168	92	13	4	9
3	C	Jonathan BESTER	5	3	2	155	123	10	7	8
4	E	Sandile NHLENGETHWA	5	2	3	111	121	6	9	7
5	F	Dawie STEYN	5	1	4	94	147	4	12	6
6	D	Tshifhiwe MUSINDANE	5	0	5	21	165	0	15	5



B JUNIOR EVENTS - DETAILED RESULTS

B.1 GIRLS U11 SINGLES

B.1.1 GROUP STAGE DETAILS

A	Tamika VAN AS	8025
B	Shonah JONES	8036
C	Sameena DADAKER	
D	Alicia VERHEIJEN	
E	Danyelle VERHEIJEN	

#	PC	NAME	G1	G2	G3	G4	G5	P	G	MP
1	A	Tamika VAN AS	11	11	11	-	-	33	3	2
	D	Alicia VERHEIJEN	1	2	3	-	-	6	0	1
2	C	Sameena DADAKER	6	11	12	11	-	40	3	2
	E	Danyelle VERHEIJEN	11	1	10	8	-	30	1	1
3	D	Alicia VERHEIJEN	11	11	14	-	-	36	3	2
	E	Danyelle VERHEIJEN	7	2	12	-	-	21	0	1
4	B	Shonah JONES	9	11	8	11	-	39	1	1
	C	Sameena DADAKER	11	6	11	13	-	41	3	2
5	A	Tamika VAN AS	11	11	11	-	-	33	3	2
	E	Danyelle VERHEIJEN	1	1	1	-	-	3	0	1
6	D	Alicia VERHEIJEN	3	1	5	-	-	9	0	1
	B	Shonah JONES	11	11	11	-	-	33	3	2
7	A	Tamika VAN AS	11	11	11	-	-	33	3	2
	C	Sameena DADAKER	5	5	5	-	-	15	0	1
8	E	Danyelle VERHEIJEN	6	5	3	-	-	14	0	1
	B	Shonah JONES	11	11	11	-	-	33	3	2
9	A	Tamika VAN AS	8	11	6	12	9	46	2	1
	B	Shonah JONES	11	8	11	10	11	51	3	2
10	C	Sameena DADAKER	11	11	11	-	-	33	3	2
	D	Alicia VERHEIJEN	3	6	1	-	-	10	0	1



GROUP RANKING

R	PC	NAME	P	W	L	PF	PA	GF	GA	MP
1	A	Tamika VAN AS	4	3	1	145	75	11	3	7
	B	Shonah JONES	4	3	1	156	110	10	5	7
	C	Sameena DADAKER	4	3	1	129	112	9	5	7
4	D	Alicia VERHEIJEN	4	1	3	61	120	3	9	5
5	E	Danyelle VERHEIJEN	4	0	4	68	142	1	12	4

TIE BREAKER ANALYSIS

As a result of multiple players scoring the same number of match points, the final group ranking is determined by considering only the matches played between the players who are tied on match points. Players are then sorted by Match Points (**MP**), Game Win Ratio (**GR**), and finally Point Win Ratio (**PR**).

R	PC	NAME	P	W	L	PF	PA	GF	GA	MP	GR	PR
1	A	Tamika VAN AS	2	1	1	79	66	5	3	3	1.67	1.20
2	B	Shonah JONES	2	1	1	90	87	4	5	3	0.80	1.03
3	C	Sameena DADAKER	2	1	1	56	72	3	4	3	0.75	0.78

FINAL GROUP RANKING

R	PC	NAME
1	A	Tamika VAN AS
2	B	Shonah JONES
3	C	Sameena DADAKER
4	D	Alicia VERHEIJEN
5	E	Danyelle VERHEIJEN



B.2 BOYS U11 SINGLES

B.2.1 GROUP STAGE DETAILS

A	Zaeem DADAKER	3326
B	Kareem ZAIN EDDIN	1587
C	Christo DE WET	
D	Michael DE WET	
E	Shyaam PARBHOO	

#	PC	NAME	G1	G2	G3	G4	G5	P	G	MP
1	A	Zaeem DADAKER	11	11	11	-	-	33	3	2
	D	Michael DE WET	3	6	2	-	-	11	0	1
2	C	Christo DE WET	11	11	11	-	-	33	3	2
	E	Shyaam PARBHOO	3	2	4	-	-	9	0	1
3	D	Michael DE WET	11	11	12	-	-	34	3	2
	E	Shyaam PARBHOO	8	6	10	-	-	24	0	1
4	B	Kareem ZAIN EDDIN	12	6	8	13	11	50	3	2
	C	Christo DE WET	10	11	11	11	6	49	2	1
5	A	Zaeem DADAKER	11	11	11	-	-	33	3	2
	E	Shyaam PARBHOO	3	7	4	-	-	14	0	1
6	D	Michael DE WET	3	7	4	-	-	14	0	1
	B	Kareem ZAIN EDDIN	11	11	11	-	-	33	3	2
7	A	Zaeem DADAKER	11	11	11	-	-	33	3	2
	C	Christo DE WET	9	5	7	-	-	21	0	1
8	E	Shyaam PARBHOO	1	4	6	-	-	11	0	1
	B	Kareem ZAIN EDDIN	11	11	11	-	-	33	3	2
9	A	Zaeem DADAKER	13	11	11	-	-	35	3	2
	B	Kareem ZAIN EDDIN	11	5	7	-	-	23	0	1
10	C	Christo DE WET	11	11	10	11	-	43	3	2
	D	Michael DE WET	4	9	12	7	-	32	1	1



FINAL GROUP RANKING

R	PC	NAME	P	W	L	PF	PA	GF	GA	MP
1	A	Zaeem DADAKER	4	4	0	134	69	12	0	8
2	B	Kareem ZAIN EDDIN	4	3	1	139	109	9	5	7
3	C	Christo DE WET	4	2	2	146	124	8	7	6
4	D	Michael DE WET	4	1	3	91	133	4	9	5
5	E	Shyaam PARBHOO	4	0	4	58	133	0	12	4



B.3 GIRLS U13 SINGLES**B.3.1 GROUP STAGE DETAILS**

GROUP 1

A	Tamika VAN AS (1)	8025
B	Imaan FAKEY	
C	Sajal NAROTAM	

#	PC	NAME	G1	G2	G3	G4	G5	P	G	MP
1	A	Tamika VAN AS (1)	11	11	11	11	–	44	3	2
	B	Imaan FAKEY	13	8	8	6	–	35	1	1
2	A	Tamika VAN AS (1)	11	11	11	–	–	33	3	2
	C	Sajal NAROTAM	2	1	2	–	–	5	0	1
3	B	Imaan FAKEY	11	11	11	–	–	33	3	2
	C	Sajal NAROTAM	1	1	4	–	–	6	0	1

FINAL GROUP RANKING

Q	R	PC	NAME	P	W	L	PF	PA	GF	GA	MP
1 α	1	A	Tamika VAN AS (1)	2	2	0	77	40	6	1	4
1 β	2	B	Imaan FAKEY	2	1	1	68	50	4	3	3
	3	C	Sajal NAROTAM	2	0	2	11	66	0	6	2



GROUP 2

A	Shonah JONES (2)	8036
B	Sameena DADAKER	
C	Danyelle VERHEIJEN	

#	PC	NAME	G1	G2	G3	G4	G5	P	G	MP
1	A	Shonah JONES (2)	3	11	2	12	7	35	2	1
	B	Sameena DADAKER	11	9	11	10	11	52	3	2
2	A	Shonah JONES (2)	11	11	11	-	-	33	3	2
	C	Danyelle VERHEIJEN	2	2	1	-	-	5	0	1
3	B	Sameena DADAKER	11	11	11	-	-	33	3	2
	C	Danyelle VERHEIJEN	3	2	4	-	-	9	0	1

FINAL GROUP RANKING

Q	R	PC	NAME	P	W	L	PF	PA	GF	GA	MP
2 α	1	B	Sameena DADAKER	2	2	0	85	44	6	2	4
2 β	2	A	Shonah JONES (2)	2	1	1	68	57	5	3	3
	3	C	Danyelle VERHEIJEN	2	0	2	14	66	0	6	2



GROUP 3

A	Riana FOURIE (3)	7801
B	Ceira CARRASCO	
C	Alicia VERHEIJEN	
D	Veya PILLAY	

#	PC	NAME	G1	G2	G3	G4	G5	P	G	MP
1	A	Riana FOURIE (3)	11	11	11	-	-	33	3	2
	C	Alicia VERHEIJEN	7	6	6	-	-	19	0	1
2	D	Veya PILLAY	11	2	10	11	11	45	3	2
	B	Ceira CARRASCO	8	11	12	9	3	43	2	1
3	A	Riana FOURIE (3)	10	11	11	11	-	43	3	2
	B	Ceira CARRASCO	12	4	9	4	-	29	1	1
4	C	Alicia VERHEIJEN	8	6	6	-	-	20	0	1
	D	Veya PILLAY	11	11	11	-	-	33	3	2
5	A	Riana FOURIE (3)	11	11	11	-	-	33	3	2
	D	Veya PILLAY	9	8	6	-	-	23	0	1
6	B	Ceira CARRASCO	11	11	11	-	-	33	3	2
	C	Alicia VERHEIJEN	7	3	7	-	-	17	0	1

FINAL GROUP RANKING

Q	R	PC	NAME	P	W	L	PF	PA	GF	GA	MP
3 α	1	A	Riana FOURIE (3)	3	3	0	109	71	9	1	6
3 β	2	D	Veya PILLAY	3	2	1	101	96	6	5	5
	3	B	Ceira CARRASCO	3	1	2	105	105	6	6	4
	4	C	Alicia VERHEIJEN	3	0	3	56	99	0	9	3



B.3.2 KNOCKOUT STAGE DETAILS

#	PC	Q	NAME	G1	G2	G3	G4	G5	P	G	M
---	----	---	------	----	----	----	----	----	---	---	---

QUARTER-FINALS

1	1	1 α	Tamika VAN AS (1)	11	11	11	-	-	33	3	1
	2		BYE	0	0	0	-	-	0	0	0
2	3	3 β	Veya PILLAY	5	4	4	-	-	13	0	0
	4	2 β	Shonah JONES (2)	11	11	11	-	-	33	3	1
3	5	3 α	Riana FOURIE (3)	11	11	4	11	-	37	3	1
	6	1 β	Imaan FAKEY	6	9	11	8	-	34	1	0
4	7		BYE	0	0	0	-	-	0	0	0
	8	2 α	Sameena DADAKER	11	11	11	-	-	33	3	1

SEMI-FINALS

5	1	1 α	Tamika VAN AS (1)	15	8	11	9	-	43	1	0
	4	2 β	Shonah JONES (2)	17	11	5	11	-	44	3	1
6	5	3 α	Riana FOURIE (3)	11	5	8	3	-	27	1	0
	8	2 α	Sameena DADAKER	8	11	11	11	-	41	3	1

3RD PLACE PLAYOFF

7	1	1 α	Tamika VAN AS (1)	11	11	11	-	-	33	3	1
	5	3 α	Riana FOURIE (3)	4	9	7	-	-	20	0	0

FINAL

8	4	2 β	Shonah JONES (2)	11	4	8	0	-	23	1	0
	8	2 α	Sameena DADAKER	4	11	11	11	-	37	3	1



B.3.3 RANKING DETAILS

	POSITION	PLAYER	P	W	L	PF	PA	GF	GA
1	Winner	Sameena DADAKER	5	5	0	196	94	15	4
2	Runner-Up	Shonah JONES	5	3	2	168	150	12	7
3	Third Place	Tamika VAN AS	5	4	1	186	104	13	4
4	Fourth Place	Riana FOURIE	6	4	2	193	179	13	8
5	Quarter-Finalist : 1	BYE							
5	Quarter-Finalist : 2	Veya PILLAY	4	2	2	114	129	6	8
5	Quarter-Finalist : 3	Imaan FAKEY	3	1	2	102	87	5	6
5	Quarter-Finalist : 4	BYE							
9	Group : 1	Sajal NAROTAM	2	0	2	11	66	0	6
9	Group : 2	Danyelle VERHEIJEN	2	0	2	14	66	0	6
9	Group : 3	Ceira CARRASCO	3	1	2	105	105	6	6
9	Group : 3	Alicia VERHEIJEN	3	0	3	56	99	0	9



B.4 BOYS U13 SINGLES

B.4.1 GROUP STAGE DETAILS

GROUP 1

A	Ruan SCHOLTZ (1)	2561
B	Kareem ZAIN EDDIN	1587
C	Asher ABRAHAMS	
D	Vedansh MORYA	

#	PC	NAME	G1	G2	G3	G4	G5	P	G	MP
1	A	Ruan SCHOLTZ (1)	11	11	12	-	-	34	3	2
	C	Asher ABRAHAMS	6	7	10	-	-	23	0	1
2	D	Vedansh MORYA	11	11	11	-	-	33	3	2
	B	Kareem ZAIN EDDIN	8	5	9	-	-	22	0	1
3	A	Ruan SCHOLTZ (1)	18	11	13	-	-	42	3	2
	B	Kareem ZAIN EDDIN	16	9	11	-	-	36	0	1
4	C	Asher ABRAHAMS	14	4	11	11	-	40	3	2
	D	Vedansh MORYA	12	11	4	4	-	31	1	1
5	A	Ruan SCHOLTZ (1)	11	11	11	-	-	33	3	2
	D	Vedansh MORYA	3	8	3	-	-	14	0	1
6	B	Kareem ZAIN EDDIN	9	13	11	11	11	55	3	2
	C	Asher ABRAHAMS	11	15	7	9	7	49	2	1

GROUP RANKING

Q	R	PC	NAME	P	W	L	PF	PA	GF	GA	MP
1α	1	A	Ruan SCHOLTZ (1)	3	3	0	109	73	9	0	6
	2	C	Asher ABRAHAMS	3	1	2	112	120	5	7	4
		D	Vedansh MORYA	3	1	2	78	95	4	6	4
		B	Kareem ZAIN EDDIN	3	1	2	113	124	3	8	4

TIE BREAKER ANALYSIS

As a result of multiple players scoring the same number of match points, the final group ranking is determined by considering only the matches played between the players who are tied on match points. Players are then sorted by Match Points (MP), Game Win Ratio (GR), and finally Point Win Ratio (PR).



Q	R	PC	NAME	P	W	L	PF	PA	GF	GA	MP	GR	PR
1 β	2	D	Vedansh MORYA	2	1	1	64	62	4	3	3	1.33	1.03
	3	C	Asher ABRAHAMS	2	1	1	89	86	5	4	3	1.25	1.03
	4	B	Kareem ZAIN EDDIN	2	1	1	77	82	3	5	3	0.60	0.94

FINAL GROUP RANKING

Q	R	PC	NAME
1 α	1	A	Ruan SCHOLTZ (1)
1 β	2	D	Vedansh MORYA
	3	C	Asher ABRAHAMS
	4	B	Kareem ZAIN EDDIN



GROUP 2

A	Zaem DADAKER (2)	3326
B	Ishaan PARBHOO	
C	Brendan BRINK	
D	Conroy PANSEGROUW	

#	PC	NAME	G1	G2	G3	G4	G5	P	G	MP
1	A	Zaem DADAKER (2)	11	13	11	-	-	35	3	2
	C	Brendan BRINK	8	11	8	-	-	27	0	1
2	D	Conroy PANSEGROUW	11	9	11	8	4	43	2	1
	B	Ishaan PARBHOO	6	11	6	11	11	45	3	2
3	A	Zaem DADAKER (2)	11	11	14	-	-	36	3	2
	B	Ishaan PARBHOO	5	8	12	-	-	25	0	1
4	C	Brendan BRINK	11	11	11	-	-	33	3	2
	D	Conroy PANSEGROUW	6	7	7	-	-	20	0	1
5	A	Zaem DADAKER (2)	11	11	11	-	-	33	3	2
	D	Conroy PANSEGROUW	6	7	7	-	-	20	0	1
6	B	Ishaan PARBHOO	6	3	3	-	-	12	0	1
	C	Brendan BRINK	11	11	11	-	-	33	3	2

FINAL GROUP RANKING

Q	R	PC	NAME	P	W	L	PF	PA	GF	GA	MP
2 α	1	A	Zaem DADAKER (2)	3	3	0	104	72	9	0	6
2 β	2	C	Brendan BRINK	3	2	1	93	67	6	3	5
	3	B	Ishaan PARBHOO	3	1	2	82	112	3	8	4
	4	D	Conroy PANSEGROUW	3	0	3	83	111	2	9	3



GROUP 3

A	Binyamin SALIE (3)	1578
B	Mohammed DADAKER	3325
C	Saiyin MOODLEY	2099
D	Omrao DARSON	

#	PC	NAME	G1	G2	G3	G4	G5	P	G	MP
1	A	Binyamin SALIE (3)	11	13	11	11	-	46	3	2
	C	Saiyin MOODLEY	7	15	8	8	-	38	1	1
2	D	Omrao DARSON	4	3	7	-	-	14	0	1
	B	Mohammed DADAKER	11	11	11	-	-	33	3	2
3	A	Binyamin SALIE (3)	11	8	11	6	10	46	2	1
	B	Mohammed DADAKER	9	11	6	11	12	49	3	2
4	C	Saiyin MOODLEY	11	13	9	11	-	44	3	2
	D	Omrao DARSON	3	11	11	8	-	33	1	1
5	A	Binyamin SALIE (3)	11	11	11	-	-	33	3	2
	D	Omrao DARSON	3	5	4	-	-	12	0	1
6	B	Mohammed DADAKER	11	11	11	-	-	33	3	2
	C	Saiyin MOODLEY	4	7	7	-	-	18	0	1

FINAL GROUP RANKING

Q	R	PC	NAME	P	W	L	PF	PA	GF	GA	MP
3 α	1	B	Mohammed DADAKER	3	3	0	115	78	9	2	6
3 β	2	A	Binyamin SALIE (3)	3	2	1	125	99	8	4	5
	3	C	Saiyin MOODLEY	3	1	2	100	112	4	7	4
	4	D	Omrao DARSON	3	0	3	59	110	1	9	3



B.4.2 KNOCKOUT STAGE DETAILS

#	PC	Q	NAME	G1	G2	G3	G4	G5	P	G	M
---	----	---	------	----	----	----	----	----	---	---	---

QUARTER-FINALS

1	1	1 α	Ruan SCHOLTZ (1)	11	11	11	-	-	33	3	1
	2		BYE	0	0	0	-	-	0	0	0
2	3	2 β	Brendan BRINK	7	7	5	-	-	19	0	0
	4	3 α	Mohammed DADAKER	11	11	11	-	-	33	3	1
3	5	1 β	Vedansh MORYA	0	0	0	-	-	0	0	0
	6	3 β	Binyamin SALIE (3)	11	11	11	-	-	33	3	1
4	7		BYE	0	0	0	-	-	0	0	0
	8	2 α	Zaeem DADAKER (2)	11	11	11	-	-	33	3	1

SEMI-FINALS

5	1	1 α	Ruan SCHOLTZ (1)	11	11	11	-	-	33	3	1
	4	3 α	Mohammed DADAKER	7	6	3	-	-	16	0	0
6	6	3 β	Binyamin SALIE (3)	11	11	9	11	-	42	3	1
	8	2 α	Zaeem DADAKER (2)	6	9	11	4	-	30	1	0

3RD PLACE PLAYOFF

7	4	3 α	Mohammed DADAKER	11	9	11	11	-	42	3	1
	8	2 α	Zaeem DADAKER (2)	8	11	7	1	-	27	1	0

FINAL

8	1	1 α	Ruan SCHOLTZ (1)	11	11	11	-	-	33	3	1
	6	3 β	Binyamin SALIE (3)	5	9	7	-	-	21	0	0



B.4.3 RANKING DETAILS

	POSITION	PLAYER	P	W	L	PF	PA	GF	GA
1	Winner	Ruan SCHOLTZ	6	6	0	208	110	18	0
2	Runner-Up	Binyamin SALIE	6	4	2	221	162	14	8
3	Third Place	Mohammed DADAKER	6	5	1	206	157	15	6
4	Fourth Place	Zaem DADAKER	6	4	2	194	156	14	6
5	Quarter-Finalist : 1	BYE							
5	Quarter-Finalist : 2	Brendan BRINK	4	2	2	112	100	6	6
5	Quarter-Finalist : 3	Vedansh MORYA	4	1	3	78	128	4	9
5	Quarter-Finalist : 4	BYE							
9	Group : 1	Asher ABRAHAMS	3	1	2	112	120	5	7
9	Group : 1	Kareem ZAIN EDDIN	3	1	2	113	124	3	8
9	Group : 2	Ishaan PARBHOO	3	1	2	82	112	3	8
9	Group : 2	Conroy PANSEGROUW	3	0	3	83	111	2	9
9	Group : 3	Saiyin MOODLEY	3	1	2	100	112	4	7
9	Group : 3	Omrao DARSON	3	0	3	59	110	1	9



B.5 GIRLS U15 SINGLES**B.5.1 GROUP STAGE DETAILS**

GROUP 1

A	Juane SCHOLTZ (1)	7781
B	Tshiamo MATHABATHE	
C	Ceira CARRASCO	

#	PC	NAME	G1	G2	G3	G4	G5	P	G	MP
1	A	Juane SCHOLTZ (1)	11	11	11	-	-	33	3	2
	B	Tshiamo MATHABATHE	0	0	0	-	-	0	0	0
2	A	Juane SCHOLTZ (1)	11	11	11	-	-	33	3	2
	C	Ceira CARRASCO	3	7	7	-	-	17	0	1
3	B	Tshiamo MATHABATHE	0	0	0	-	-	0	0	0
	C	Ceira CARRASCO	11	11	11	-	-	33	3	2

FINAL GROUP RANKING

Q	R	PC	NAME	P	W	L	PF	PA	GF	GA	MP
1 α	1	A	Juane SCHOLTZ (1)	2	2	0	66	17	6	0	4
1 β	2	C	Ceira CARRASCO	2	1	1	50	33	3	3	3
	3	B	Tshiamo MATHABATHE	2	0	2	0	66	0	6	0



GROUP 2

A	Tamara SALIE (2)	7789
B	Imaan FAKEY	
C	Veya PILLAY	
D	Sarah MORSNER	

#	PC	NAME	G1	G2	G3	G4	G5	P	G	MP
1	A	Tamara SALIE (2)	11	11	11	-	-	33	3	2
	C	Veya PILLAY	9	9	8	-	-	26	0	1
2	D	Sarah MORSNER	5	9	4	-	-	18	0	1
	B	Imaan FAKEY	11	11	11	-	-	33	3	2
3	A	Tamara SALIE (2)	4	11	11	12	-	38	3	2
	B	Imaan FAKEY	11	6	7	10	-	34	1	1
4	C	Veya PILLAY	7	6	8	-	-	21	0	1
	D	Sarah MORSNER	11	11	11	-	-	33	3	2
5	A	Tamara SALIE (2)	11	11	11	-	-	33	3	2
	D	Sarah MORSNER	5	5	5	-	-	15	0	1
6	B	Imaan FAKEY	11	11	11	-	-	33	3	2
	C	Veya PILLAY	2	2	9	-	-	13	0	1

FINAL GROUP RANKING

Q	R	PC	NAME	P	W	L	PF	PA	GF	GA	MP
2 α	1	A	Tamara SALIE (2)	3	3	0	104	75	9	1	6
2 β	2	B	Imaan FAKEY	3	2	1	100	69	7	3	5
	3	D	Sarah MORSNER	3	1	2	66	87	3	6	4
	4	C	Veya PILLAY	3	0	3	60	99	0	9	3



B.5.2 KNOCKOUT STAGE DETAILS

#	PC	Q	NAME	G1	G2	G3	G4	G5	P	G	M
---	----	---	------	----	----	----	----	----	---	---	---

SEMI-FINALS

1	1	1 α	Juane SCHOLTZ (1)	11	11	11	-	-	33	3	1
	2	2 β	Imaan FAKEY	3	5	7	-	-	15	0	0
2	3	1 β	Ceira CARRASCO	3	3	5	-	-	11	0	0
	4	2 α	Tamara SALIE (2)	11	11	11	-	-	33	3	1

3RD PLACE PLAYOFF

3	2	2 β	Imaan FAKEY	11	11	11	-	-	33	3	1
	3	1 β	Ceira CARRASCO	4	7	6	-	-	17	0	0

FINAL

4	1	1 α	Juane SCHOLTZ (1)	11	11	11	-	-	33	3	1
	4	2 α	Tamara SALIE (2)	3	7	6	-	-	16	0	0

B.5.3 RANKING DETAILS

	POSITION	PLAYER	P	W	L	PF	PA	GF	GA
1	Winner	Juane SCHOLTZ	4	4	0	132	48	12	0
2	Runner-Up	Tamara SALIE	5	4	1	153	119	12	4
3	Third Place	Imaan FAKEY	5	3	2	148	119	10	6
4	Fourth Place	Ceira CARRASCO	4	1	3	78	99	3	9
5	Group : 1	Tshiamo MATHABATHE	2	0	2	0	66	0	6
5	Group : 2	Sarah MORSNER	3	1	2	66	87	3	6
5	Group : 2	Veya PILLAY	3	0	3	60	99	0	9



B.6 BOYS U15 SINGLES

B.6.1 GROUP STAGE DETAILS

GROUP 1

A	Ariel MARSHALL (1)	2690
B	Ethan MARTIN	
C	Seth REDLINGHUYS	

#	PC	NAME	G1	G2	G3	G4	G5	P	G	MP
1	A	Ariel MARSHALL (1)	11	11	11	-	-	33	3	2
	B	Ethan MARTIN	9	5	6	-	-	20	0	1
2	A	Ariel MARSHALL (1)	11	11	11	-	-	33	3	2
	C	Seth REDLINGHUYS	4	3	4	-	-	11	0	1
3	B	Ethan MARTIN	4	11	12	3	8	38	2	1
	C	Seth REDLINGHUYS	11	8	10	11	11	51	3	2

FINAL GROUP RANKING

Q	R	PC	NAME	P	W	L	PF	PA	GF	GA	MP
1 α	1	A	Ariel MARSHALL (1)	2	2	0	66	31	6	0	4
1 β	2	C	Seth REDLINGHUYS	2	1	1	62	71	3	5	3
	3	B	Ethan MARTIN	2	0	2	58	84	2	6	2



GROUP 2

A	Ruan SCHOLTZ (2)	2561
B	Adriaan NEL	
C	Brendan BRINK	

#	PC	NAME	G1	G2	G3	G4	G5	P	G	MP
1	A	Ruan SCHOLTZ (2)	11	11	11	-	-	33	3	2
	B	Adriaan NEL	2	4	2	-	-	8	0	1
2	A	Ruan SCHOLTZ (2)	11	11	11	-	-	33	3	2
	C	Brendan BRINK	4	3	6	-	-	13	0	1
3	B	Adriaan NEL	4	7	8	-	-	19	0	1
	C	Brendan BRINK	11	11	11	-	-	33	3	2

FINAL GROUP RANKING

Q	R	PC	NAME	P	W	L	PF	PA	GF	GA	MP
2 α	1	A	Ruan SCHOLTZ (2)	2	2	0	66	21	6	0	4
2 β	2	C	Brendan BRINK	2	1	1	46	52	3	3	3
	3	B	Adriaan NEL	2	0	2	27	66	0	6	2



GROUP 3

A	Saiyin MOODLEY (3)	2099
B	Ruan VAN DER MERWE	
C	Daniel PECK	
D	Luan KRUGER	

#	PC	NAME	G1	G2	G3	G4	G5	P	G	MP
1	A	Saiyin MOODLEY (3)	11	11	11	-	-	33	3	2
	C	Daniel PECK	2	7	3	-	-	12	0	1
2	D	Luan KRUGER	10	8	5	-	-	23	0	1
	B	Ruan VAN DER MERWE	12	11	11	-	-	34	3	2
3	A	Saiyin MOODLEY (3)	11	11	11	-	-	33	3	2
	B	Ruan VAN DER MERWE	4	5	4	-	-	13	0	1
4	C	Daniel PECK	11	11	11	-	-	33	3	2
	D	Luan KRUGER	3	4	6	-	-	13	0	1
5	A	Saiyin MOODLEY (3)	11	11	11	-	-	33	3	2
	D	Luan KRUGER	5	3	8	-	-	16	0	1
6	B	Ruan VAN DER MERWE	7	11	3	6	-	27	1	1
	C	Daniel PECK	11	9	11	11	-	42	3	2

FINAL GROUP RANKING

Q	R	PC	NAME	P	W	L	PF	PA	GF	GA	MP
3 α	1	A	Saiyin MOODLEY (3)	3	3	0	99	41	9	0	6
3 β	2	C	Daniel PECK	3	2	1	87	73	6	4	5
	3	B	Ruan VAN DER MERWE	3	1	2	74	98	4	6	4
	4	D	Luan KRUGER	3	0	3	52	100	0	9	3



GROUP 4

A	Bimal JIVRAJ (4)	2654
B	Derick DE KOCK	
C	Justin PANSEGROUW	
D	Henricko MAKKINK	

#	PC	NAME	G1	G2	G3	G4	G5	P	G	MP
1	A	Bimal JIVRAJ (4)	11	11	11	-	-	33	3	2
	C	Justin PANSEGROUW	3	5	4	-	-	12	0	1
2	D	Henricko MAKKINK	4	5	4	-	-	13	0	1
	B	Derick DE KOCK	11	11	11	-	-	33	3	2
3	A	Bimal JIVRAJ (4)	11	9	11	11	-	42	3	2
	B	Derick DE KOCK	5	11	8	6	-	30	1	1
4	C	Justin PANSEGROUW	11	9	11	11	-	42	3	2
	D	Henricko MAKKINK	4	11	6	7	-	28	1	1
5	A	Bimal JIVRAJ (4)	11	11	11	-	-	33	3	2
	D	Henricko MAKKINK	4	3	6	-	-	13	0	1
6	B	Derick DE KOCK	11	11	11	-	-	33	3	2
	C	Justin PANSEGROUW	4	0	8	-	-	12	0	1

FINAL GROUP RANKING

Q	R	PC	NAME	P	W	L	PF	PA	GF	GA	MP
4 α	1	A	Bimal JIVRAJ (4)	3	3	0	108	55	9	1	6
4 β	2	B	Derick DE KOCK	3	2	1	96	67	7	3	5
	3	C	Justin PANSEGROUW	3	1	2	66	94	3	7	4
	4	D	Henricko MAKKINK	3	0	3	54	108	1	9	3



GROUP 5

A	Liam DU PREEZ (5)	3314
B	Marlo VAN DEN BERG	
C	JG DU TOIT	
D	Kean MARITZ	

#	PC	NAME	G1	G2	G3	G4	G5	P	G	MP
1	A	Liam DU PREEZ (5)	11	11	11	-	-	33	3	2
	C	JG DU TOIT	9	8	8	-	-	25	0	1
2	D	Kean MARITZ	5	3	3	-	-	11	0	1
	B	Marlo VAN DEN BERG	11	11	11	-	-	33	3	2
3	A	Liam DU PREEZ (5)	11	11	15	11	-	48	3	2
	B	Marlo VAN DEN BERG	2	8	17	8	-	35	1	1
4	C	JG DU TOIT	11	11	12	-	-	34	3	2
	D	Kean MARITZ	4	5	10	-	-	19	0	1
5	A	Liam DU PREEZ (5)	11	11	11	-	-	33	3	2
	D	Kean MARITZ	6	6	9	-	-	21	0	1
6	B	Marlo VAN DEN BERG	11	8	11	11	-	41	3	2
	C	JG DU TOIT	8	11	8	7	-	34	1	1

FINAL GROUP RANKING

Q	R	PC	NAME	P	W	L	PF	PA	GF	GA	MP
5 α	1	A	Liam DU PREEZ (5)	3	3	0	114	81	9	1	6
5 β	2	B	Marlo VAN DEN BERG	3	2	1	109	93	7	4	5
	3	C	JG DU TOIT	3	1	2	93	93	4	6	4
	4	D	Kean MARITZ	3	0	3	51	100	0	9	3



GROUP 6

A	Mohammed DADAKER (6)	3325
B	Shane SWANEPOEL	
C	Tayden ROYAPPEN	
D	Jaydin NAUDE	

#	PC	NAME	G1	G2	G3	G4	G5	P	G	MP
1	A	Mohammed DADAKER (6)	11	11	11	-	-	33	3	2
	C	Tayden ROYAPPEN	5	8	3	-	-	16	0	1
2	D	Jaydin NAUDE	5	4	7	-	-	16	0	1
	B	Shane SWANEPOEL	11	11	11	-	-	33	3	2
3	A	Mohammed DADAKER (6)	11	11	16	-	-	38	3	2
	B	Shane SWANEPOEL	6	9	14	-	-	29	0	1
4	C	Tayden ROYAPPEN	11	11	11	-	-	33	3	2
	D	Jaydin NAUDE	7	9	8	-	-	24	0	1
5	A	Mohammed DADAKER (6)	11	11	9	11	-	42	3	2
	D	Jaydin NAUDE	7	1	11	6	-	25	1	1
6	B	Shane SWANEPOEL	6	14	8	11	3	42	2	1
	C	Tayden ROYAPPEN	11	12	11	3	11	48	3	2

FINAL GROUP RANKING

Q	R	PC	NAME	P	W	L	PF	PA	GF	GA	MP
6 α	1	A	Mohammed DADAKER (6)	3	3	0	113	70	9	1	6
6 β	2	C	Tayden ROYAPPEN	3	2	1	97	99	6	5	5
	3	B	Shane SWANEPOEL	3	1	2	104	102	5	6	4
	4	D	Jaydin NAUDE	3	0	3	65	108	1	9	3



GROUP 7

A	Mako HUSVU (7)	2918
B	Mlungisi MAKHAYE	
C	Vedansh MORYA	
D	JG VLOK	

#	PC	NAME	G1	G2	G3	G4	G5	P	G	MP
1	A	Mako HUSVU (7)	19	5	11	9	11	55	3	2
	C	Vedansh MORYA	17	11	3	11	9	51	2	1
2	D	JG VLOK	4	1	1	-	-	6	0	1
	B	Mlungisi MAKHAYE	11	11	11	-	-	33	3	2
3	A	Mako HUSVU (7)	7	3	6	-	-	16	0	1
	B	Mlungisi MAKHAYE	11	11	11	-	-	33	3	2
4	C	Vedansh MORYA	11	11	11	-	-	33	3	2
	D	JG VLOK	2	3	8	-	-	13	0	1
5	A	Mako HUSVU (7)	11	11	11	-	-	33	3	2
	D	JG VLOK	8	1	6	-	-	15	0	1
6	B	Mlungisi MAKHAYE	11	8	11	11	-	41	3	2
	C	Vedansh MORYA	6	11	4	7	-	28	1	1

FINAL GROUP RANKING

Q	R	PC	NAME	P	W	L	PF	PA	GF	GA	MP
7 α	1	B	Mlungisi MAKHAYE	3	3	0	107	50	9	1	6
7 β	2	A	Mako HUSVU (7)	3	2	1	104	99	6	5	5
	3	C	Vedansh MORYA	3	1	2	112	109	6	6	4
	4	D	JG VLOK	3	0	3	34	99	0	9	3



GROUP 8

A	Binyamin SALIE (8)	1578
B	Markus POTGIETER	
C	Christiaan VAN DEN BERG	
D	Omrao DARSON	

#	PC	NAME	G1	G2	G3	G4	G5	P	G	MP
1	A	Binyamin SALIE (8)	11	11	12	-	-	34	3	2
	C	Christiaan VAN DEN BERG	4	5	10	-	-	19	0	1
2	D	Omrao DARSON	9	3	13	4	-	29	1	1
	B	Markus POTGIETER	11	11	11	11	-	44	3	2
3	A	Binyamin SALIE (8)	11	12	11	-	-	34	3	2
	B	Markus POTGIETER	3	10	4	-	-	17	0	1
4	C	Christiaan VAN DEN BERG	6	11	11	7	11	46	3	2
	D	Omrao DARSON	11	4	9	11	5	40	2	1
5	A	Binyamin SALIE (8)	11	11	11	-	-	33	3	2
	D	Omrao DARSON	4	4	0	-	-	8	0	1
6	B	Markus POTGIETER	11	11	11	-	-	33	3	2
	C	Christiaan VAN DEN BERG	7	5	7	-	-	19	0	1

FINAL GROUP RANKING

Q	R	PC	NAME	P	W	L	PF	PA	GF	GA	MP
8 α	1	A	Binyamin SALIE (8)	3	3	0	101	44	9	0	6
8 β	2	B	Markus POTGIETER	3	2	1	94	82	6	4	5
	3	C	Christiaan VAN DEN BERG	3	1	2	84	107	3	8	4
	4	D	Omrao DARSON	3	0	3	77	123	3	9	3



B.6.2 KNOCKOUT STAGE DETAILS

#	PC	Q	NAME	G1	G2	G3	G4	G5	P	G	M
---	----	---	------	----	----	----	----	----	---	---	---

ROUND OF 16

1	1	1 α	Ariel MARSHALL (1)	11	11	11	-	-	33	3	1
	2	4 β	Derick DE KOCK	6	6	7	-	-	19	0	0
2	3	6 β	Tayden ROYAPPEN	11	12	11	-	-	34	3	1
	4	8 α	Binyamin SALIE (8)	8	10	6	-	-	24	0	0
3	5	5 α	Liam DU PREEZ (5)	11	13	11	-	-	35	3	1
	6	2 β	Brendan BRINK	8	11	6	-	-	25	0	0
4	7	7 β	Mako HUSVU (7)	3	6	6	-	-	15	0	0
	8	3 α	Saiyin MOODLEY (3)	11	11	11	-	-	33	3	1
5	9	4 α	Bimal JIVRAJ (4)	11	11	6	5	11	44	3	1
	10	5 β	Marlo VAN DEN BERG	6	9	11	11	8	45	2	0
6	11	1 β	Seth REDLINGHUYS	11	5	6	11	10	43	2	0
	12	6 α	Mohammed DADAKER (6)	7	11	11	9	12	50	3	1
7	13	7 α	Mlungisi MAKHAYE	11	11	11	-	-	33	3	1
	14	3 β	Daniel PECK	6	7	6	-	-	19	0	0
8	15	8 β	Markus POTGIETER	1	7	3	-	-	11	0	0
	16	2 α	Ruan SCHOLTZ (2)	11	11	11	-	-	33	3	1

QUARTER-FINALS

9	1	1 α	Ariel MARSHALL (1)	11	11	11	-	-	33	3	1
	3	6 β	Tayden ROYAPPEN	7	7	5	-	-	19	0	0
10	5	5 α	Liam DU PREEZ (5)	7	11	11	12	11	52	3	1
	8	3 α	Saiyin MOODLEY (3)	11	6	7	14	1	39	2	0
11	9	4 α	Bimal JIVRAJ (4)	11	8	9	11	10	49	2	0
	12	6 α	Mohammed DADAKER (6)	7	11	11	8	12	49	3	1
12	13	7 α	Mlungisi MAKHAYE	5	6	5	-	-	16	0	0
	16	2 α	Ruan SCHOLTZ (2)	11	11	11	-	-	33	3	1



SEMI-FINALS

13	1	1α	Ariel MARSHALL (1)	11	11	11	-	-	33	3	1
	5	5 α	Liam DU PREEZ (5)	4	3	7	-	-	14	0	0
14	12	6 α	Mohammed DADAKER (6)	10	11	5	-	-	26	0	0
	16	2α	Ruan SCHOLTZ (2)	12	13	11	-	-	36	3	1

3RD PLACE PLAYOFF

15	5	5 α	Liam DU PREEZ (5)	4	4	4	-	-	12	0	0
	12	6α	Mohammed DADAKER (6)	11	11	11	-	-	33	3	1

FINAL

16	1	1 α	Ariel MARSHALL (1)	7	11	8	10	-	36	1	0
	16	2α	Ruan SCHOLTZ (2)	11	3	11	12	-	37	3	1



B.6.3 RANKING DETAILS

	POSITION	PLAYER	P	W	L	PF	PA	GF	GA
1	Winner	Ruan SCHOLTZ	6	6	0	205	110	18	1
2	Runner-Up	Ariel MARSHALL	6	5	1	201	120	16	3
3	Third Place	Mohammed DADAKER	7	6	1	271	210	18	8
4	Fourth Place	Liam DU PREEZ	7	5	2	227	211	15	9
5	Quarter-Finalist : 1	Tayden ROYAPPEN	5	3	2	150	156	9	8
5	Quarter-Finalist : 2	Saiyin MOODLEY	5	4	1	171	108	14	3
5	Quarter-Finalist : 3	Bimal JIVRAJ	5	4	1	201	149	14	6
5	Quarter-Finalist : 4	Mlungisi MAKHAYE	5	4	1	156	102	12	4
9	Round of 16 : 1	Derick DE KOCK	4	2	2	115	100	7	6
9	Round of 16 : 2	Binyamin SALIE	4	3	1	125	78	9	3
9	Round of 16 : 3	Brendan BRINK	3	1	2	71	87	3	6
9	Round of 16 : 4	Mako HUSVU	4	2	2	119	132	6	8
9	Round of 16 : 5	Marlo VAN DEN BERG	4	2	2	154	137	9	7
9	Round of 16 : 6	Seth REDLINGHUYS	3	1	2	105	121	5	8
9	Round of 16 : 7	Daniel PECK	4	2	2	106	106	6	7
9	Round of 16 : 8	Markus POTGIETER	4	2	2	105	115	6	7
17	Group : 1	Ethan MARTIN	2	0	2	58	84	2	6
17	Group : 2	Adriaan NEL	2	0	2	27	66	0	6
17	Group : 3	Ruan VAN DER MERWE	3	1	2	74	98	4	6
17	Group : 3	Luan KRUGER	3	0	3	52	100	0	9
17	Group : 4	Justin PANSEGROUW	3	1	2	66	94	3	7
17	Group : 4	Henricko MAKKINK	3	0	3	54	108	1	9
17	Group : 5	JG DU TOIT	3	1	2	93	93	4	6
17	Group : 5	Kean MARITZ	3	0	3	51	100	0	9
17	Group : 6	Shane SWANEPOEL	3	1	2	104	102	5	6



17	Group : 6	Jaydin NAUDE	3	0	3	65	108	1	9
17	Group : 7	Vedansh MORYA	3	1	2	112	109	6	6
17	Group : 7	JG VLOK	3	0	3	34	99	0	9
17	Group : 8	Christiaan VAN DEN BERG	3	1	2	84	107	3	8
17	Group : 8	Omrao DARSON	3	0	3	77	123	3	9



B.7 GIRLS U19 SINGLES**B.7.1 GROUP STAGE DETAILS**

GROUP 1

A	Bhavna HEERALAL (1)	7278
B	Tamara SALIE	7789
C	Lusanda MOLOI	7518

#	PC	NAME	G1	G2	G3	G4	G5	P	G	MP
1	A	Bhavna HEERALAL (1)	11	11	11	-	-	33	3	2
	B	Tamara SALIE	4	8	9	-	-	21	0	1
2	A	Bhavna HEERALAL (1)	11	11	11	-	-	33	3	2
	C	Lusanda MOLOI	8	5	6	-	-	19	0	1
3	B	Tamara SALIE	11	5	6	6	-	28	1	1
	C	Lusanda MOLOI	9	11	11	11	-	42	3	2

FINAL GROUP RANKING

Q	R	PC	NAME	P	W	L	PF	PA	GF	GA	MP
1 α	1	A	Bhavna HEERALAL (1)	2	2	0	66	40	6	0	4
1 β	2	C	Lusanda MOLOI	2	1	1	61	61	3	4	3
	3	B	Tamara SALIE	2	0	2	49	75	1	6	2



GROUP 2

A	Juane SCHOLTZ (2)	7781
B	Shivadhna BHARATH	7453
C	Madelize LE ROUX	

#	PC	NAME	G1	G2	G3	G4	G5	P	G	MP
1	A	Juane SCHOLTZ (2)	9	5	8	-	-	22	0	1
	B	Shivadhna BHARATH	11	11	11	-	-	33	3	2
2	A	Juane SCHOLTZ (2)	11	11	9	9	11	51	3	2
	C	Madelize LE ROUX	5	2	11	11	8	37	2	1
3	B	Shivadhna BHARATH	11	11	11	-	-	33	3	2
	C	Madelize LE ROUX	3	8	6	-	-	17	0	1

FINAL GROUP RANKING

Q	R	PC	NAME	P	W	L	PF	PA	GF	GA	MP
2 α	1	B	Shivadhna BHARATH	2	2	0	66	39	6	0	4
2 β	2	A	Juane SCHOLTZ (2)	2	1	1	73	70	3	5	3
	3	C	Madelize LE ROUX	2	0	2	54	84	2	6	2



GROUP 3

A	Karen PILLAY (3)	7459
B	Suvaria MOODLEY	7457
C	Keira SOROUR	7944

#	PC	NAME	G1	G2	G3	G4	G5	P	G	MP
1	A	Karen PILLAY (3)	11	11	11	-	-	33	3	2
	B	Suvaria MOODLEY	4	9	9	-	-	22	0	1
2	A	Karen PILLAY (3)	11	11	11	-	-	33	3	2
	C	Keira SOROUR	9	7	8	-	-	24	0	1
3	B	Suvaria MOODLEY	7	4	9	-	-	20	0	1
	C	Keira SOROUR	11	11	11	-	-	33	3	2

FINAL GROUP RANKING

Q	R	PC	NAME	P	W	L	PF	PA	GF	GA	MP
3 α	1	A	Karen PILLAY (3)	2	2	0	66	46	6	0	4
3 β	2	C	Keira SOROUR	2	1	1	57	53	3	3	3
	3	B	Suvaria MOODLEY	2	0	2	42	66	0	6	2



B.7.2 KNOCKOUT STAGE DETAILS

#	PC	Q	NAME	G1	G2	G3	G4	G5	P	G	M
---	----	---	------	----	----	----	----	----	---	---	---

QUARTER-FINALS

1	1	1 α	Bhavna HEERALAL (1)	11	11	11	-	-	33	3	1
	2		BYE	0	0	0	-	-	0	0	0
2	3	3 β	Keira SOROUR	12	8	3	3	-	26	1	0
	4	2 β	Juane SCHOLTZ (2)	10	11	11	11	-	43	3	1
3	5	3 α	Karen PILLAY (3)	10	11	9	12	6	48	2	0
	6	1 β	Lusanda MOLOI	12	7	11	10	11	51	3	1
4	7		BYE	0	0	0	-	-	0	0	0
	8	2 α	Shivadhna BHARATH	11	11	11	-	-	33	3	1

SEMI-FINALS

5	1	1 α	Bhavna HEERALAL (1)	11	6	11	9	11	48	3	1
	4	2 β	Juane SCHOLTZ (2)	6	11	4	11	7	39	2	0
6	6	1 β	Lusanda MOLOI	11	9	11	6	-	37	1	0
	8	2 α	Shivadhna BHARATH	13	11	6	11	-	41	3	1

3RD PLACE PLAYOFF

7	4	2 β	Juane SCHOLTZ (2)	9	11	11	11	-	42	3	1
	6	1 β	Lusanda MOLOI	11	7	8	9	-	35	1	0

FINAL

8	1	1 α	Bhavna HEERALAL (1)	11	10	11	8	11	51	3	1
	8	2 α	Shivadhna BHARATH	8	12	6	11	9	46	2	0



B.7.3 RANKING DETAILS

	POSITION	PLAYER	P	W	L	PF	PA	GF	GA
1	Winner	Bhavna HEERALAL	5	5	0	198	125	15	4
2	Runner-Up	Shivadhna BHARATH	5	4	1	186	127	14	4
3	Third Place	Juane SCHOLTZ	5	3	2	197	179	11	10
4	Fourth Place	Lusanda MOLOI	5	2	3	184	192	8	12
5	Quarter-Finalist : 1	BYE							
5	Quarter-Finalist : 2	Keira SOROUR	3	1	2	83	96	4	6
5	Quarter-Finalist : 3	Karen PILLAY	3	2	1	114	97	8	3
5	Quarter-Finalist : 4	BYE							
9	Group : 1	Tamara SALIE	2	0	2	49	75	1	6
9	Group : 2	Madelize LE ROUX	2	0	2	54	84	2	6
9	Group : 3	Suvaria MOODLEY	2	0	2	42	66	0	6



B.8 BOYS U19 SINGLES

B.8.1 GROUP STAGE DETAILS

GROUP 1

A	Daniel MARSHALL (1)	2694
B	Evan BROWN	
C	Yu Kae HUANG	
D	Heinrich WYMA	

#	PC	NAME	G1	G2	G3	G4	G5	P	G	MP
1	A	Daniel MARSHALL (1)	11	11	11	-	-	33	3	2
	C	Yu Kae HUANG	4	3	7	-	-	14	0	1
2	D	Heinrich WYMA	4	1	7	-	-	12	0	1
	B	Evan BROWN	11	11	11	-	-	33	3	2
3	A	Daniel MARSHALL (1)	11	11	6	11	-	39	3	2
	B	Evan BROWN	8	8	11	5	-	32	1	1
4	C	Yu Kae HUANG	11	6	11	11	-	39	3	2
	D	Heinrich WYMA	7	11	5	9	-	32	1	1
5	A	Daniel MARSHALL (1)	11	11	11	-	-	33	3	2
	D	Heinrich WYMA	3	3	4	-	-	10	0	1
6	B	Evan BROWN	11	11	11	-	-	33	3	2
	C	Yu Kae HUANG	3	7	5	-	-	15	0	1

FINAL GROUP RANKING

Q	R	PC	NAME	P	W	L	PF	PA	GF	GA	MP
1 α	1	A	Daniel MARSHALL (1)	3	3	0	105	56	9	1	6
1 β	2	B	Evan BROWN	3	2	1	98	66	7	3	5
	3	C	Yu Kae HUANG	3	1	2	68	98	3	7	4
	4	D	Heinrich WYMA	3	0	3	54	105	1	9	3



GROUP 2

A	Adriaan JOUBERT (2)	2928
B	Renier VAN ROOYEN	
C	Jeandro SYSTER	
D	Barend FOURIE	

#	PC	NAME	G1	G2	G3	G4	G5	P	G	MP
1	A	Adriaan JOUBERT (2)	11	11	11	-	-	33	3	2
	C	Jeandro SYSTER	5	5	4	-	-	14	0	1
2	D	Barend FOURIE	11	11	11	-	-	33	3	2
	B	Renier VAN ROOYEN	3	6	4	-	-	13	0	1
3	A	Adriaan JOUBERT (2)	11	11	11	-	-	33	3	2
	B	Renier VAN ROOYEN	3	2	3	-	-	8	0	1
4	C	Jeandro SYSTER	7	6	8	-	-	21	0	1
	D	Barend FOURIE	11	11	11	-	-	33	3	2
5	A	Adriaan JOUBERT (2)	11	11	11	-	-	33	3	2
	D	Barend FOURIE	6	8	6	-	-	20	0	1
6	B	Renier VAN ROOYEN	8	7	19	8	-	42	1	1
	C	Jeandro SYSTER	11	11	17	11	-	50	3	2

FINAL GROUP RANKING

Q	R	PC	NAME	P	W	L	PF	PA	GF	GA	MP
2 α	1	A	Adriaan JOUBERT (2)	3	3	0	99	42	9	0	6
2 β	2	D	Barend FOURIE	3	2	1	86	67	6	3	5
	3	C	Jeandro SYSTER	3	1	2	85	108	3	7	4
	4	B	Renier VAN ROOYEN	3	0	3	63	116	1	9	3



GROUP 3

A	Luyanda NGCOBO (3)	1435
B	Jarrold CILLIERS	
C	Shane SWANEPOEL	
D	Tayden ROYAPPEN	

#	PC	NAME	G1	G2	G3	G4	G5	P	G	MP
1	A	Luyanda NGCOBO (3)	11	11	11	-	-	33	3	2
	C	Shane SWANEPOEL	6	6	4	-	-	16	0	1
2	D	Tayden ROYAPPEN	6	5	11	8	-	30	1	1
	B	Jarrold CILLIERS	11	11	8	11	-	41	3	2
3	A	Luyanda NGCOBO (3)	11	8	11	10	12	52	3	2
	B	Jarrold CILLIERS	7	11	5	12	10	45	2	1
4	C	Shane SWANEPOEL	7	1	11	-	-	19	0	1
	D	Tayden ROYAPPEN	11	11	13	-	-	35	3	2
5	A	Luyanda NGCOBO (3)	11	11	16	-	-	38	3	2
	D	Tayden ROYAPPEN	7	6	14	-	-	27	0	1
6	B	Jarrold CILLIERS	10	11	14	11	-	46	3	2
	C	Shane SWANEPOEL	12	5	12	9	-	38	1	1

FINAL GROUP RANKING

Q	R	PC	NAME	P	W	L	PF	PA	GF	GA	MP
3 α	1	A	Luyanda NGCOBO (3)	3	3	0	123	88	9	2	6
3 β	2	B	Jarrold CILLIERS	3	2	1	132	120	8	5	5
	3	D	Tayden ROYAPPEN	3	1	2	92	98	4	6	4
	4	C	Shane SWANEPOEL	3	0	3	73	114	1	9	3



GROUP 4

A	Muddaththir MUKHTAR (4)	1403
B	Liam DU PREEZ	3314
C	Tebogo RABSON	
D	JG DU TOIT	

#	PC	NAME	G1	G2	G3	G4	G5	P	G	MP
1	A	Muddaththir MUKHTAR (4)	11	11	11	-	-	33	3	2
	C	Tebogo RABSON	4	8	1	-	-	13	0	1
2	D	JG DU TOIT	18	12	10	10	-	50	1	1
	B	Liam DU PREEZ	20	10	12	12	-	54	3	2
3	A	Muddaththir MUKHTAR (4)	6	10	9	-	-	25	0	1
	B	Liam DU PREEZ	11	12	11	-	-	34	3	2
4	C	Tebogo RABSON	11	11	12	-	-	34	3	2
	D	JG DU TOIT	2	9	10	-	-	21	0	1
5	A	Muddaththir MUKHTAR (4)	11	15	11	-	-	37	3	2
	D	JG DU TOIT	9	13	5	-	-	27	0	1
6	B	Liam DU PREEZ	11	11	11	-	-	33	3	2
	C	Tebogo RABSON	5	4	8	-	-	17	0	1

FINAL GROUP RANKING

Q	R	PC	NAME	P	W	L	PF	PA	GF	GA	MP
4 α	1	B	Liam DU PREEZ	3	3	0	121	92	9	1	6
4 β	2	A	Muddaththir MUKHTAR (4)	3	2	1	95	74	6	3	5
	3	C	Tebogo RABSON	3	1	2	64	87	3	6	4
	4	D	JG DU TOIT	3	0	3	98	125	1	9	3



GROUP 5

A	Bimal JIVRAJ (5)	2654
B	Mlungisi MAKHAYE	
C	Jonathan ROSSOUW	
D	Jean LE ROUX	

#	PC	NAME	G1	G2	G3	G4	G5	P	G	MP
1	A	Bimal JIVRAJ (5)	11	8	8	8	-	35	1	1
	C	Jonathan ROSSOUW	9	11	11	11	-	42	3	2
2	D	Jean LE ROUX	10	11	10	6	-	37	1	1
	B	Mlungisi MAKHAYE	12	9	12	11	-	44	3	2
3	A	Bimal JIVRAJ (5)	11	11	8	8	11	49	2	1
	B	Mlungisi MAKHAYE	7	8	11	11	13	50	3	2
4	C	Jonathan ROSSOUW	11	11	11	-	-	33	3	2
	D	Jean LE ROUX	8	6	9	-	-	23	0	1
5	A	Bimal JIVRAJ (5)	11	11	7	11	-	40	3	2
	D	Jean LE ROUX	3	5	11	6	-	25	1	1
6	B	Mlungisi MAKHAYE	13	11	9	12	-	45	3	2
	C	Jonathan ROSSOUW	11	9	11	10	-	41	1	1

FINAL GROUP RANKING

Q	R	PC	NAME	P	W	L	PF	PA	GF	GA	MP
5 α	1	B	Mlungisi MAKHAYE	3	3	0	139	127	9	4	6
5 β	2	C	Jonathan ROSSOUW	3	2	1	116	103	7	4	5
	3	A	Bimal JIVRAJ (5)	3	1	2	124	117	6	7	4
	4	D	Jean LE ROUX	3	0	3	85	117	2	9	3



GROUP 6

A	Edwin DIEDERICKS (6)	3309
B	Daniel EJIMS	
C	Seth REDLINGHUYS	
D	Daniel PECK	

#	PC	NAME	G1	G2	G3	G4	G5	P	G	MP
1	A	Edwin DIEDERICKS (6)	11	11	11	-	-	33	3	2
	C	Seth REDLINGHUYS	9	5	9	-	-	23	0	1
2	D	Daniel PECK	10	10	12	-	-	32	0	1
	B	Daniel EJIMS	12	12	14	-	-	38	3	2
3	A	Edwin DIEDERICKS (6)	11	11	11	-	-	33	3	2
	B	Daniel EJIMS	4	6	9	-	-	19	0	1
4	C	Seth REDLINGHUYS	11	11	11	-	-	33	3	2
	D	Daniel PECK	3	1	5	-	-	9	0	1
5	A	Edwin DIEDERICKS (6)	11	11	11	-	-	33	3	2
	D	Daniel PECK	4	3	5	-	-	12	0	1
6	B	Daniel EJIMS	7	8	10	-	-	25	0	1
	C	Seth REDLINGHUYS	11	11	12	-	-	34	3	2

FINAL GROUP RANKING

Q	R	PC	NAME	P	W	L	PF	PA	GF	GA	MP
6 α	1	A	Edwin DIEDERICKS (6)	3	3	0	99	54	9	0	6
6 β	2	C	Seth REDLINGHUYS	3	2	1	90	67	6	3	5
	3	B	Daniel EJIMS	3	1	2	82	99	3	6	4
	4	D	Daniel PECK	3	0	3	53	104	0	9	3



GROUP 7

A	Mako HUSVU (7)	2918
B	Marlo VAN DEN BERG	
C	Christiaan COETZEE	
D	Motshele LEKALAKALA	

#	PC	NAME	G1	G2	G3	G4	G5	P	G	MP
1	A	Mako HUSVU (7)	11	12	9	11	7	50	2	1
	C	Christiaan COETZEE	13	10	11	9	11	54	3	2
2	D	Motshele LEKALAKALA	6	8	5	-	-	19	0	1
	B	Marlo VAN DEN BERG	11	11	11	-	-	33	3	2
3	A	Mako HUSVU (7)	11	8	9	9	-	37	1	1
	B	Marlo VAN DEN BERG	9	11	11	11	-	42	3	2
4	C	Christiaan COETZEE	7	5	6	-	-	18	0	1
	D	Motshele LEKALAKALA	11	11	11	-	-	33	3	2
5	A	Mako HUSVU (7)	11	10	11	4	-	36	1	1
	D	Motshele LEKALAKALA	13	12	9	11	-	45	3	2
6	B	Marlo VAN DEN BERG	11	11	8	11	-	41	3	2
	C	Christiaan COETZEE	3	7	11	9	-	30	1	1

FINAL GROUP RANKING

Q	R	PC	NAME	P	W	L	PF	PA	GF	GA	MP
7 α	1	B	Marlo VAN DEN BERG	3	3	0	116	86	9	2	6
7 β	2	D	Motshele LEKALAKALA	3	2	1	97	87	6	4	5
	3	C	Christiaan COETZEE	3	1	2	102	124	4	8	4
	4	A	Mako HUSVU (7)	3	0	3	123	141	4	9	3



GROUP 8

A	Nathan DICKASON (8)	3316
B	Siphamandla MNGADI	
C	Derick DE BEER	
D	Ricardo CARRASCO	

#	PC	NAME	G1	G2	G3	G4	G5	P	G	MP
1	A	Nathan DICKASON (8)	11	11	9	11	-	42	3	2
	C	Derick DE BEER	9	9	11	5	-	34	1	1
2	D	Ricardo CARRASCO	7	9	10	-	-	26	0	1
	B	Siphamandla MNGADI	11	11	12	-	-	34	3	2
3	A	Nathan DICKASON (8)	3	7	9	-	-	19	0	1
	B	Siphamandla MNGADI	11	11	11	-	-	33	3	2
4	C	Derick DE BEER	11	11	9	7	11	49	3	2
	D	Ricardo CARRASCO	6	8	11	11	5	41	2	1
5	A	Nathan DICKASON (8)	11	11	11	-	-	33	3	2
	D	Ricardo CARRASCO	5	7	9	-	-	21	0	1
6	B	Siphamandla MNGADI	11	11	11	-	-	33	3	2
	C	Derick DE BEER	7	6	5	-	-	18	0	1

FINAL GROUP RANKING

Q	R	PC	NAME	P	W	L	PF	PA	GF	GA	MP
8 α	1	B	Siphamandla MNGADI	3	3	0	100	63	9	0	6
8 β	2	A	Nathan DICKASON (8)	3	2	1	94	88	6	4	5
	3	C	Derick DE BEER	3	1	2	101	116	4	8	4
	4	D	Ricardo CARRASCO	3	0	3	88	116	2	9	3



B.8.2 KNOCKOUT STAGE DETAILS

#	PC	Q	NAME	G1	G2	G3	G4	G5	P	G	M
---	----	---	------	----	----	----	----	----	---	---	---

ROUND OF 16

1	1	1α	Daniel MARSHALL (1)	11	11	11	-	-	33	3	1
	2	2 β	Barend FOURIE	5	9	7	-	-	21	0	0
2	3	6β	Seth REDLINGHUYS	7	7	11	11	11	47	3	1
	4	5 α	Mlungisi MAKHAYE	11	11	7	2	8	39	2	0
3	5	7 α	Marlo VAN DEN BERG	11	7	6	7	-	31	1	0
	6	4β	Muddaththir MUKHTAR (4)	7	11	11	11	-	40	3	1
4	7	8 β	Nathan DICKASON (8)	7	9	9	-	-	25	0	0
	8	3α	Luyanda NGCOBO (3)	11	11	11	-	-	33	3	1
5	9	4 α	Liam DU PREEZ	9	7	10	-	-	26	0	0
	10	1β	Evan BROWN	11	11	12	-	-	34	3	1
6	11	7 β	Motshela LEKALAKALA	6	6	11	6	-	29	1	0
	12	6α	Edwin DIEDERICKS (6)	11	11	6	11	-	39	3	1
7	13	8α	Siphamandla MNGADI	9	11	11	11	-	42	3	1
	14	3 β	Jarrod CILLIERS	11	4	6	7	-	28	1	0
8	15	5 β	Jonathan ROSSOUW	8	4	8	-	-	20	0	0
	16	2α	Adriaan JOUBERT (2)	11	11	11	-	-	33	3	1

QUARTER-FINALS

9	1	1α	Daniel MARSHALL (1)	11	11	11	-	-	33	3	1
	3	6 β	Seth REDLINGHUYS	6	7	7	-	-	20	0	0
10	6	4 β	Muddaththir MUKHTAR (4)	7	5	5	-	-	17	0	0
	8	3α	Luyanda NGCOBO (3)	11	11	11	-	-	33	3	1
11	10	1β	Evan BROWN	11	11	12	-	-	34	3	1
	12	6 α	Edwin DIEDERICKS (6)	8	5	10	-	-	23	0	0
12	13	8α	Siphamandla MNGADI	11	11	11	-	-	33	3	1
	16	2 α	Adriaan JOUBERT (2)	2	5	6	-	-	13	0	0



SEMI-FINALS

13	1	1α	Daniel MARSHALL (1)	13	15	5	11	–	44	3	1
	8	3 α	Luyanda NGCOBO (3)	11	13	11	4	–	39	1	0
14	10	1β	Evan BROWN	11	8	11	14	11	55	3	1
	13	8 α	Siphamandla MNGADI	13	11	5	12	8	49	2	0

3RD PLACE PLAYOFF

15	8	3 α	Luyanda NGCOBO (3)	11	11	8	10	9	49	2	0
	13	8α	Siphamandla MNGADI	6	5	11	12	11	45	3	1

FINAL

16	1	1 α	Daniel MARSHALL (1)	11	9	9	6	–	35	1	0
	10	1β	Evan BROWN	4	11	11	11	–	37	3	1



B.8.3 RANKING DETAILS

	POSITION	PLAYER	P	W	L	PF	PA	GF	GA
1	Winner	Evan BROWN	7	6	1	258	199	19	6
2	Runner-Up	Daniel MARSHALL	7	6	1	250	173	19	5
3	Third Place	Siphamandla MNGADI	7	6	1	269	208	20	6
4	Fourth Place	Luyanda NGCOBO	7	5	2	277	219	18	8
5	Quarter-Finalist : 1	Seth REDLINGHUYS	5	3	2	157	139	9	8
5	Quarter-Finalist : 2	Muddaththir MUKHTAR	5	3	2	152	138	9	7
5	Quarter-Finalist : 3	Edwin DIEDERICKS	5	4	1	161	117	12	4
5	Quarter-Finalist : 4	Adriaan JOUBERT	5	4	1	145	95	12	3
9	Round of 16 : 1	Barend FOURIE	4	2	2	107	100	6	6
9	Round of 16 : 2	Mlungisi MAKHAYE	4	3	1	178	174	11	7
9	Round of 16 : 3	Marlo VAN DEN BERG	4	3	1	147	126	10	5
9	Round of 16 : 4	Nathan DICKASON	4	2	2	119	121	6	7
9	Round of 16 : 5	Liam DU PREEZ	4	3	1	147	126	9	4
9	Round of 16 : 6	Motshela LEKALAKALA	4	2	2	126	126	7	7
9	Round of 16 : 7	Jarrod CILLIERS	4	2	2	160	162	9	8
9	Round of 16 : 8	Jonathan ROSSOUW	4	2	2	136	136	7	7
17	Group : 1	Yu Kae HUANG	3	1	2	68	98	3	7
17	Group : 1	Heinrich WYMA	3	0	3	54	105	1	9
17	Group : 2	Jeandro SYSTER	3	1	2	85	108	3	7
17	Group : 2	Renier VAN ROOYEN	3	0	3	63	116	1	9
17	Group : 3	Tayden ROYAPPEN	3	1	2	92	98	4	6
17	Group : 3	Shane SWANEPOEL	3	0	3	73	114	1	9
17	Group : 4	Tebogo RABSON	3	1	2	64	87	3	6
17	Group : 4	JG DU TOIT	3	0	3	98	125	1	9
17	Group : 5	Bimal JIVRAJ	3	1	2	124	117	6	7



17	Group : 5	Jean LE ROUX	3	0	3	85	117	2	9
17	Group : 6	Daniel EJIMS	3	1	2	82	99	3	6
17	Group : 6	Daniel PECK	3	0	3	53	104	0	9
17	Group : 7	Christiaan COETZEE	3	1	2	102	124	4	8
17	Group : 7	Mako HUSVU	3	0	3	123	141	4	9
17	Group : 8	Derick DE BEER	3	1	2	101	116	4	8
17	Group : 8	Ricardo CARRASCO	3	0	3	88	116	2	9



C SENIOR EVENTS - DETAILED RESULTS

C.1 WOMENS SINGLES

C.1.1 GROUP STAGE DETAILS

GROUP 1

A	Arisha MADAREE (1)	7009
B	Suvaria MOODLEY	7457
C	Felicia DHLEWAYO	7510
D	Phumza MAKIVA	7051

#	PC	NAME	G1	G2	G3	G4	G5	P	G	MP
1	A	Arisha MADAREE (1)	0	0	0	-	-	0	0	0
	C	Felicia DHLEWAYO	11	11	11	-	-	33	3	2
2	D	Phumza MAKIVA	11	12	11	11	-	45	3	2
	B	Suvaria MOODLEY	6	14	7	4	-	31	1	1
3	A	Arisha MADAREE (1)	0	0	0	-	-	0	0	0
	B	Suvaria MOODLEY	11	11	11	-	-	33	3	2
4	C	Felicia DHLEWAYO	2	4	2	-	-	8	0	1
	D	Phumza MAKIVA	11	11	11	-	-	33	3	2
5	A	Arisha MADAREE (1)	0	0	0	-	-	0	0	0
	D	Phumza MAKIVA	11	11	11	-	-	33	3	2
6	B	Suvaria MOODLEY	11	11	11	-	-	33	3	2
	C	Felicia DHLEWAYO	4	9	9	-	-	22	0	1

FINAL GROUP RANKING

Q	R	PC	NAME	P	W	L	PF	PA	GF	GA	MP
1 α	1	D	Phumza MAKIVA	3	3	0	111	39	9	1	6
1 β	2	B	Suvaria MOODLEY	3	2	1	97	67	7	3	5
	3	C	Felicia DHLEWAYO	3	1	2	63	66	3	6	4
	4	A	Arisha MADAREE (1)	3	0	3	0	99	0	9	0



GROUP 2

A	Jade SASMAN (2)	8052
B	Shivadhna BHARATH	7453
C	Paula JANSE VAN RENSBURG	7452
D	Azikile MAKAULA	

#	PC	NAME	G1	G2	G3	G4	G5	P	G	MP
1	A	Jade SASMAN (2)	11	11	11	-	-	33	3	2
	C	Paula JANSE VAN RENSBURG	3	6	5	-	-	14	0	1
2	D	Azikile MAKAULA	1	5	9	-	-	15	0	1
	B	Shivadhna BHARATH	11	11	11	-	-	33	3	2
3	A	Jade SASMAN (2)	12	11	11	-	-	34	3	2
	B	Shivadhna BHARATH	10	8	3	-	-	21	0	1
4	C	Paula JANSE VAN RENSBURG	11	11	11	-	-	33	3	2
	D	Azikile MAKAULA	7	7	6	-	-	20	0	1
5	A	Jade SASMAN (2)	11	11	11	-	-	33	3	2
	D	Azikile MAKAULA	4	6	8	-	-	18	0	1
6	B	Shivadhna BHARATH	4	11	11	11	3	40	2	1
	C	Paula JANSE VAN RENSBURG	11	6	7	13	11	48	3	2

FINAL GROUP RANKING

Q	R	PC	NAME	P	W	L	PF	PA	GF	GA	MP
2 α	1	A	Jade SASMAN (2)	3	3	0	100	53	9	0	6
2 β	2	C	Paula JANSE VAN RENSBURG	3	2	1	95	93	6	5	5
	3	B	Shivadhna BHARATH	3	1	2	94	97	5	6	4
	4	D	Azikile MAKAULA	3	0	3	53	99	0	9	3



GROUP 3

A	Saadia EDWARDS (3)	7044
B	Nandipa SIKUTSHWA	
C	Madelize LE ROUX	
D	Shonah JONES	8036

#	PC	NAME	G1	G2	G3	G4	G5	P	G	MP
1	A	Saadia EDWARDS (3)	11	12	11	-	-	34	3	2
	C	Madelize LE ROUX	4	10	9	-	-	23	0	1
2	D	Shonah JONES	11	11	11	-	-	33	3	2
	B	Nandipa SIKUTSHWA	6	7	8	-	-	21	0	1
3	A	Saadia EDWARDS (3)	11	11	11	-	-	33	3	2
	B	Nandipa SIKUTSHWA	4	2	9	-	-	15	0	1
4	C	Madelize LE ROUX	11	14	8	11	-	44	3	2
	D	Shonah JONES	3	12	11	6	-	32	1	1
5	A	Saadia EDWARDS (3)	11	11	11	-	-	33	3	2
	D	Shonah JONES	3	5	6	-	-	14	0	1
6	B	Nandipa SIKUTSHWA	5	7	8	-	-	20	0	1
	C	Madelize LE ROUX	11	11	11	-	-	33	3	2

FINAL GROUP RANKING

Q	R	PC	NAME	P	W	L	PF	PA	GF	GA	MP
3 α	1	A	Saadia EDWARDS (3)	3	3	0	100	52	9	0	6
3 β	2	C	Madelize LE ROUX	3	2	1	100	86	6	4	5
	3	D	Shonah JONES	3	1	2	79	98	4	6	4
	4	B	Nandipa SIKUTSHWA	3	0	3	56	99	0	9	3



GROUP 4

A	Bhavna HEERALAL (4)	7278
B	Juane SCHOLTZ	7781
C	Saiisha NAIDU	7545
D	Tamika VAN AS	8025

#	PC	NAME	G1	G2	G3	G4	G5	P	G	MP
1	A	Bhavna HEERALAL (4)	15	11	11	-	-	37	3	2
	C	Saiisha NAIDU	13	3	9	-	-	25	0	1
2	D	Tamika VAN AS	10	11	8	8	-	37	1	1
	B	Juane SCHOLTZ	12	6	11	11	-	40	3	2
3	A	Bhavna HEERALAL (4)	6	8	11	11	11	47	3	2
	B	Juane SCHOLTZ	11	11	8	5	1	36	2	1
4	C	Saiisha NAIDU	11	11	11	-	-	33	3	2
	D	Tamika VAN AS	7	6	6	-	-	19	0	1
5	A	Bhavna HEERALAL (4)	11	11	11	-	-	33	3	2
	D	Tamika VAN AS	5	5	2	-	-	12	0	1
6	B	Juane SCHOLTZ	11	11	11	-	-	33	3	2
	C	Saiisha NAIDU	6	2	2	-	-	10	0	1

FINAL GROUP RANKING

Q	R	PC	NAME	P	W	L	PF	PA	GF	GA	MP
4 α	1	A	Bhavna HEERALAL (4)	3	3	0	117	73	9	2	6
4 β	2	B	Juane SCHOLTZ	3	2	1	109	94	8	4	5
	3	C	Saiisha NAIDU	3	1	2	68	89	3	6	4
	4	D	Tamika VAN AS	3	0	3	68	106	1	9	3



GROUP 5

A	Ronel SWANEVELDER (5)	7750
B	Karen PILLAY	7459
C	Palesa MOTLOUNG	
D	Zoliswa NCITSHANE	

#	PC	NAME	G1	G2	G3	G4	G5	P	G	MP
1	A	Ronel SWANEVELDER (5)	11	11	11	-	-	33	3	2
	C	Palesa MOTLOUNG	0	0	0	-	-	0	0	0
2	D	Zoliswa NCITSHANE	11	11	8	13	-	43	3	2
	B	Karen PILLAY	7	9	11	11	-	38	1	1
3	A	Ronel SWANEVELDER (5)	5	5	1	-	-	11	0	1
	B	Karen PILLAY	11	11	11	-	-	33	3	2
4	C	Palesa MOTLOUNG	0	0	0	-	-	0	0	0
	D	Zoliswa NCITSHANE	11	11	11	-	-	33	3	2
5	A	Ronel SWANEVELDER (5)	3	11	3	5	-	22	1	1
	D	Zoliswa NCITSHANE	11	9	11	11	-	42	3	2
6	B	Karen PILLAY	11	11	11	-	-	33	3	2
	C	Palesa MOTLOUNG	0	0	0	-	-	0	0	0

FINAL GROUP RANKING

Q	R	PC	NAME	P	W	L	PF	PA	GF	GA	MP
5 α	1	D	Zoliswa NCITSHANE	3	3	0	118	60	9	2	6
5 β	2	B	Karen PILLAY	3	2	1	104	54	7	3	5
	3	A	Ronel SWANEVELDER (5)	3	1	2	66	75	4	6	4
	4	C	Palesa MOTLOUNG	3	0	3	0	99	0	9	0



C.1.2 KNOCKOUT STAGE DETAILS

#	PC	Q	NAME	G1	G2	G3	G4	G5	P	G	M
---	----	---	------	----	----	----	----	----	---	---	---

ROUND OF 16

1	1	1 α	Phumza MAKIVA	11	11	11	-	-	33	3	1
	2		BYE	0	0	0	-	-	0	0	0
2	3	4 β	Juane SCHOLTZ	11	11	11	-	-	33	3	1
	4	2 β	Paula JANSE VAN RENSBURG	9	8	4	-	-	21	0	0
3	5	5 α	Zoliswa NCITSHANE	11	11	11	-	-	33	3	1
	6		BYE	0	0	0	-	-	0	0	0
4	7		BYE	0	0	0	-	-	0	0	0
	8	3 α	Saadia EDWARDS (3)	11	11	11	-	-	33	3	1
5	9	4 α	Bhavna HEERALAL (4)	11	11	11	-	-	33	3	1
	10		BYE	0	0	0	-	-	0	0	0
6	11		BYE	0	0	0	-	-	0	0	0
	12	1 β	Suvaria MOODLEY	11	11	11	-	-	33	3	1
7	13	3 β	Madelize LE ROUX	11	6	14	11	-	42	3	1
	14	5 β	Karen PILLAY	8	11	12	9	-	40	1	0
8	15		BYE	0	0	0	-	-	0	0	0
	16	2 α	Jade SASMAN (2)	11	11	11	-	-	33	3	1

QUARTER-FINALS

9	1	1 α	Phumza MAKIVA	6	8	9	-	-	23	0	0
	3	4 β	Juane SCHOLTZ	11	11	11	-	-	33	3	1
10	5	5 α	Zoliswa NCITSHANE	6	8	7	-	-	21	0	0
	8	3 α	Saadia EDWARDS (3)	11	11	11	-	-	33	3	1
11	9	4 α	Bhavna HEERALAL (4)	11	10	11	11	-	43	3	1
	12	1 β	Suvaria MOODLEY	6	12	5	2	-	25	1	0
12	13	3 β	Madelize LE ROUX	1	5	6	-	-	12	0	0
	16	2 α	Jade SASMAN (2)	11	11	11	-	-	33	3	1



SEMI-FINALS

13	3	4β	Juane SCHOLTZ	11	11	8	11	–	41	3	1
	8	3α	Saadia EDWARDS (3)	9	7	11	6	–	33	1	0
14	9	4α	Bhavna HEERALAL (4)	1	6	5	–	–	12	0	0
	16	2α	Jade SASMAN (2)	11	11	11	–	–	33	3	1

3RD PLACE PLAYOFF

15	8	3α	Saadia EDWARDS (3)	12	9	9	11	11	52	3	1
	9	4α	Bhavna HEERALAL (4)	10	11	11	6	9	47	2	0

FINAL

16	3	4β	Juane SCHOLTZ	9	7	7	–	–	23	0	0
	16	2α	Jade SASMAN (2)	11	11	11	–	–	33	3	1



C.1.3 RANKING DETAILS

	POSITION	PLAYER	P	W	L	PF	PA	GF	GA
1	Winner	Jade SASMAN	7	7	0	232	100	21	0
2	Runner-Up	Juane SCHOLTZ	7	5	2	239	204	17	8
3	Third Place	Saadia EDWARDS	7	6	1	251	161	19	5
4	Fourth Place	Bhavna HEERALAL	7	5	2	252	183	17	9
5	Quarter-Finalist : 1	Phumza MAKIVA	5	4	1	167	72	12	4
5	Quarter-Finalist : 2	Zoliswa NCITSHANE	5	4	1	172	93	12	5
5	Quarter-Finalist : 3	Suvaria MOODLEY	5	3	2	155	110	11	6
5	Quarter-Finalist : 4	Madelize LE ROUX	5	3	2	154	159	9	8
9	Round of 16 : 1	BYE							
9	Round of 16 : 2	Paula JANSE V RENSBURG	4	2	2	116	126	6	8
9	Round of 16 : 3	BYE							
9	Round of 16 : 4	BYE							
9	Round of 16 : 5	BYE							
9	Round of 16 : 6	BYE							
9	Round of 16 : 7	Karen PILLAY	4	2	2	144	96	8	6
9	Round of 16 : 8	BYE							
17	Group : 1	Felicia DHLEWAYO	3	1	2	63	66	3	6
17	Group : 1	Arisha MADAREE	3	0	3	0	99	0	9
17	Group : 2	Shivadhna BHARATH	3	1	2	94	97	5	6
17	Group : 2	Azikile MAKAULA	3	0	3	53	99	0	9
17	Group : 3	Shonah JONES	3	1	2	79	98	4	6
17	Group : 3	Nandipa SIKUTSHWA	3	0	3	56	99	0	9
17	Group : 4	Saiisha NAIDU	3	1	2	68	89	3	6
17	Group : 4	Tamika VAN AS	3	0	3	68	106	1	9
17	Group : 5	Ronel SWANEVELDER	3	1	2	66	75	4	6
17	Group : 5	Palesa MOTLOUNG	3	0	3	0	99	0	9



C.2 MENS SINGLES

C.2.1 GROUP STAGE DETAILS

GROUP 1

A	Luke ABRAHAMS (1)	1382
B	Ruan SCHOLTZ	2561
C	Zakhele BHUTHELEZI	
D	Tebogo RABSON	

#	PC	NAME	G1	G2	G3	G4	G5	P	G	MP
1	A	Luke ABRAHAMS (1)	11	11	11	-	-	33	3	2
	C	Zakhele BHUTHELEZI	2	4	3	-	-	9	0	1
2	D	Tebogo RABSON	9	4	6	-	-	19	0	1
	B	Ruan SCHOLTZ	11	11	11	-	-	33	3	2
3	A	Luke ABRAHAMS (1)	14	11	11	-	-	36	3	2
	B	Ruan SCHOLTZ	12	4	5	-	-	21	0	1
4	C	Zakhele BHUTHELEZI	5	7	5	-	-	17	0	1
	D	Tebogo RABSON	11	11	11	-	-	33	3	2
5	A	Luke ABRAHAMS (1)	11	11	11	-	-	33	3	2
	D	Tebogo RABSON	3	2	6	-	-	11	0	1
6	B	Ruan SCHOLTZ	11	11	11	-	-	33	3	2
	C	Zakhele BHUTHELEZI	6	6	3	-	-	15	0	1

FINAL GROUP RANKING

Q	R	PC	NAME	P	W	L	PF	PA	GF	GA	MP
1 α	1	A	Luke ABRAHAMS (1)	3	3	0	102	41	9	0	6
1 β	2	B	Ruan SCHOLTZ	3	2	1	87	70	6	3	5
	3	D	Tebogo RABSON	3	1	2	63	83	3	6	4
	4	C	Zakhele BHUTHELEZI	3	0	3	41	99	0	9	3



GROUP 2

A	Shaun JONES (2)	1020
B	Stuart KADER	1210
C	Pusetso SEKIKE	1203
D	Amadeus FIDOS	2897

#	PC	NAME	G1	G2	G3	G4	G5	P	G	MP
1	A	Shaun JONES (2)	11	13	8	11	-	43	3	2
	C	Pusetso SEKIKE	5	11	11	3	-	30	1	1
2	D	Amadeus FIDOS	8	7	2	-	-	17	0	1
	B	Stuart KADER	11	11	11	-	-	33	3	2
3	A	Shaun JONES (2)	11	11	11	-	-	33	3	2
	B	Stuart KADER	5	5	6	-	-	16	0	1
4	C	Pusetso SEKIKE	11	11	11	-	-	33	3	2
	D	Amadeus FIDOS	0	7	9	-	-	16	0	1
5	A	Shaun JONES (2)	11	11	11	-	-	33	3	2
	D	Amadeus FIDOS	3	1	8	-	-	12	0	1
6	B	Stuart KADER	11	11	7	11	11	51	3	2
	C	Pusetso SEKIKE	4	13	11	8	7	43	2	1

FINAL GROUP RANKING

Q	R	PC	NAME	P	W	L	PF	PA	GF	GA	MP
2 α	1	A	Shaun JONES (2)	3	3	0	109	58	9	1	6
2 β	2	B	Stuart KADER	3	2	1	100	93	6	5	5
	3	C	Pusetso SEKIKE	3	1	2	106	110	6	6	4
	4	D	Amadeus FIDOS	3	0	3	45	99	0	9	3



GROUP 3

A	Tevia SAPIRE (3)	2531
B	Marvin JOB	2895
C	Nico VAN DER MERWE	3184
D	Renier VAN ROOYEN	

#	PC	NAME	G1	G2	G3	G4	G5	P	G	MP
1	A	Tevia SAPIRE (3)	11	11	11	-	-	33	3	2
	C	Nico VAN DER MERWE	3	5	5	-	-	13	0	1
2	D	Renier VAN ROOYEN	0	0	0	-	-	0	0	0
	B	Marvin JOB	11	11	11	-	-	33	3	2
3	A	Tevia SAPIRE (3)	11	11	11	-	-	33	3	2
	B	Marvin JOB	3	5	5	-	-	13	0	1
4	C	Nico VAN DER MERWE	11	11	11	-	-	33	3	2
	D	Renier VAN ROOYEN	0	0	0	-	-	0	0	0
5	A	Tevia SAPIRE (3)	11	11	11	-	-	33	3	2
	D	Renier VAN ROOYEN	0	0	0	-	-	0	0	0
6	B	Marvin JOB	11	11	11	-	-	33	3	2
	C	Nico VAN DER MERWE	1	6	3	-	-	10	0	1

FINAL GROUP RANKING

Q	R	PC	NAME	P	W	L	PF	PA	GF	GA	MP
3 α	1	A	Tevia SAPIRE (3)	3	3	0	99	26	9	0	6
3 β	2	B	Marvin JOB	3	2	1	79	43	6	3	5
	3	C	Nico VAN DER MERWE	3	1	2	56	66	3	6	4
	4	D	Renier VAN ROOYEN	3	0	3	0	99	0	9	0



GROUP 4

A	Ziyaad ISSA (4)	1070
B	Calvin WEYERS	
C	Jannie OLIVIER	
D	Starn HUI	

#	PC	NAME	G1	G2	G3	G4	G5	P	G	MP
1	A	Ziyaad ISSA (4)	11	11	11	-	-	33	3	2
	C	Jannie OLIVIER	8	9	3	-	-	20	0	1
2	D	Starn HUI	11	11	11	-	-	33	3	2
	B	Calvin WEYERS	7	8	5	-	-	20	0	1
3	A	Ziyaad ISSA (4)	11	11	9	11	-	42	3	2
	B	Calvin WEYERS	8	7	11	3	-	29	1	1
4	C	Jannie OLIVIER	5	8	3	-	-	16	0	1
	D	Starn HUI	11	11	11	-	-	33	3	2
5	A	Ziyaad ISSA (4)	6	11	11	11	-	39	3	2
	D	Starn HUI	11	5	7	7	-	30	1	1
6	B	Calvin WEYERS	11	12	11	-	-	34	3	2
	C	Jannie OLIVIER	7	10	1	-	-	18	0	1

FINAL GROUP RANKING

Q	R	PC	NAME	P	W	L	PF	PA	GF	GA	MP
4 α	1	A	Ziyaad ISSA (4)	3	3	0	114	79	9	2	6
4 β	2	D	Starn HUI	3	2	1	96	75	7	3	5
	3	B	Calvin WEYERS	3	1	2	83	93	4	6	4
	4	C	Jannie OLIVIER	3	0	3	54	100	0	9	3



GROUP 5

A	Oladele OLOWOKERE (5)	1208
B	Liam DU PREEZ	3314
C	Muzzammil MUKHTAR	1420
D	Phomolo MAGOTLA	3296

#	PC	NAME	G1	G2	G3	G4	G5	P	G	MP
1	A	Oladele OLOWOKERE (5)	12	11	11	-	-	34	3	2
	C	Muzzammil MUKHTAR	10	9	8	-	-	27	0	1
2	D	Phomolo MAGOTLA	0	0	0	-	-	0	0	0
	B	Liam DU PREEZ	11	11	11	-	-	33	3	2
3	A	Oladele OLOWOKERE (5)	8	11	11	13	-	43	3	2
	B	Liam DU PREEZ	11	6	3	11	-	31	1	1
4	C	Muzzammil MUKHTAR	11	11	11	-	-	33	3	2
	D	Phomolo MAGOTLA	0	0	0	-	-	0	0	0
5	A	Oladele OLOWOKERE (5)	11	11	11	-	-	33	3	2
	D	Phomolo MAGOTLA	0	0	0	-	-	0	0	0
6	B	Liam DU PREEZ	11	11	11	-	-	33	3	2
	C	Muzzammil MUKHTAR	3	4	9	-	-	16	0	1

FINAL GROUP RANKING

Q	R	PC	NAME	P	W	L	PF	PA	GF	GA	MP
5 α	1	A	Oladele OLOWOKERE (5)	3	3	0	110	58	9	1	6
5 β	2	B	Liam DU PREEZ	3	2	1	97	59	7	3	5
	3	C	Muzzammil MUKHTAR	3	1	2	76	67	3	6	4
	4	D	Phomolo MAGOTLA	3	0	3	0	99	0	9	0



GROUP 6

A	Nilesh SINGH (6)	1108
B	Danie OLIVIER	2685
C	Vernon MANEY	2756
D	Omolemo PHAKEDI	

#	PC	NAME	G1	G2	G3	G4	G5	P	G	MP
1	A	Nilesh SINGH (6)	11	11	11	-	-	33	3	2
	C	Vernon MANEY	4	9	5	-	-	18	0	1
2	D	Omolemo PHAKEDI	2	4	6	-	-	12	0	1
	B	Danie OLIVIER	11	11	11	-	-	33	3	2
3	A	Nilesh SINGH (6)	11	11	11	-	-	33	3	2
	B	Danie OLIVIER	2	4	5	-	-	11	0	1
4	C	Vernon MANEY	11	11	11	-	-	33	3	2
	D	Omolemo PHAKEDI	5	4	6	-	-	15	0	1
5	A	Nilesh SINGH (6)	11	11	11	-	-	33	3	2
	D	Omolemo PHAKEDI	2	6	4	-	-	12	0	1
6	B	Danie OLIVIER	11	7	9	12	11	50	3	2
	C	Vernon MANEY	9	11	11	10	7	48	2	1

FINAL GROUP RANKING

Q	R	PC	NAME	P	W	L	PF	PA	GF	GA	MP
6 α	1	A	Nilesh SINGH (6)	3	3	0	99	41	9	0	6
6 β	2	B	Danie OLIVIER	3	2	1	94	93	6	5	5
	3	C	Vernon MANEY	3	1	2	99	98	5	6	4
	4	D	Omolemo PHAKEDI	3	0	3	39	99	0	9	3



GROUP 7

A	Huang SHUN (7)	2578
B	Vic CARRASCO	2647
C	Ruan VENTER	
D	Daniel PECK	

#	PC	NAME	G1	G2	G3	G4	G5	P	G	MP
1	A	Huang SHUN (7)	11	11	11	-	-	33	3	2
	C	Ruan VENTER	1	1	3	-	-	5	0	1
2	D	Daniel PECK	3	5	2	-	-	10	0	1
	B	Vic CARRASCO	11	11	11	-	-	33	3	2
3	A	Huang SHUN (7)	11	11	11	-	-	33	3	2
	B	Vic CARRASCO	2	5	9	-	-	16	0	1
4	C	Ruan VENTER	11	11	11	-	-	33	3	2
	D	Daniel PECK	4	2	5	-	-	11	0	1
5	A	Huang SHUN (7)	11	11	11	-	-	33	3	2
	D	Daniel PECK	3	2	3	-	-	8	0	1
6	B	Vic CARRASCO	11	11	9	11	-	42	3	2
	C	Ruan VENTER	6	9	11	6	-	32	1	1

FINAL GROUP RANKING

Q	R	PC	NAME	P	W	L	PF	PA	GF	GA	MP
7 α	1	A	Huang SHUN (7)	3	3	0	99	29	9	0	6
7 β	2	B	Vic CARRASCO	3	2	1	91	75	6	4	5
	3	C	Ruan VENTER	3	1	2	70	86	4	6	4
	4	D	Daniel PECK	3	0	3	29	99	0	9	3



GROUP 8

A	Branden BARTLETT (8)	1119
B	Adriaan JOUBERT	2928
C	Barney BAI	
D	Jarrood CILLIERS	

#	PC	NAME	G1	G2	G3	G4	G5	P	G	MP
1	A	Branden BARTLETT (8)	11	11	11	-	-	33	3	2
	C	Barney BAI	4	4	5	-	-	13	0	1
2	D	Jarrood CILLIERS	8	6	2	-	-	16	0	1
	B	Adriaan JOUBERT	11	11	11	-	-	33	3	2
3	A	Branden BARTLETT (8)	11	11	11	11	-	44	3	2
	B	Adriaan JOUBERT	13	7	4	9	-	33	1	1
4	C	Barney BAI	8	11	11	13	-	43	3	2
	D	Jarrood CILLIERS	11	9	8	11	-	39	1	1
5	A	Branden BARTLETT (8)	11	11	11	-	-	33	3	2
	D	Jarrood CILLIERS	7	8	6	-	-	21	0	1
6	B	Adriaan JOUBERT	7	10	5	-	-	22	0	1
	C	Barney BAI	11	12	11	-	-	34	3	2

FINAL GROUP RANKING

Q	R	PC	NAME	P	W	L	PF	PA	GF	GA	MP
8 α	1	A	Branden BARTLETT (8)	3	3	0	110	67	9	1	6
8 β	2	C	Barney BAI	3	2	1	90	94	6	4	5
	3	B	Adriaan JOUBERT	3	1	2	88	94	4	6	4
	4	D	Jarrood CILLIERS	3	0	3	76	109	1	9	3



GROUP 9

A	Yashil JAIMUNGAL (9)	1129
B	Prashant NAROTAM	
C	Luyanda NXUMALO	
D	Tiaan VAN DER MERWE	

#	PC	NAME	G1	G2	G3	G4	G5	P	G	MP
1	A	Yashil JAIMUNGAL (9)	11	11	9	11	-	42	3	2
	C	Luyanda NXUMALO	5	9	11	8	-	33	1	1
2	D	Tiaan VAN DER MERWE	4	6	11	6	-	27	1	1
	B	Prashant NAROTAM	11	11	4	11	-	37	3	2
3	A	Yashil JAIMUNGAL (9)	11	11	11	-	-	33	3	2
	B	Prashant NAROTAM	8	3	5	-	-	16	0	1
4	C	Luyanda NXUMALO	11	11	11	-	-	33	3	2
	D	Tiaan VAN DER MERWE	6	5	2	-	-	13	0	1
5	A	Yashil JAIMUNGAL (9)	11	11	11	-	-	33	3	2
	D	Tiaan VAN DER MERWE	6	6	6	-	-	18	0	1
6	B	Prashant NAROTAM	5	4	11	11	2	33	2	1
	C	Luyanda NXUMALO	11	11	7	6	11	46	3	2

FINAL GROUP RANKING

Q	R	PC	NAME	P	W	L	PF	PA	GF	GA	MP
9 α	1	A	Yashil JAIMUNGAL (9)	3	3	0	108	67	9	1	6
9 β	2	C	Luyanda NXUMALO	3	2	1	112	88	7	5	5
	3	B	Prashant NAROTAM	3	1	2	86	106	5	7	4
	4	D	Tiaan VAN DER MERWE	3	0	3	58	103	1	9	3



GROUP 10

A	Mark WILLIAMS (10)	3268
B	Ruan KAHTS	3179
C	Yu Kae HUANG	
D	Jozua JOUBERT	3300

#	PC	NAME	G1	G2	G3	G4	G5	P	G	MP
1	A	Mark WILLIAMS (10)	11	11	11	-	-	33	3	2
	C	Yu Kae HUANG	4	8	8	-	-	20	0	1
2	D	Jozua JOUBERT	6	9	5	-	-	20	0	1
	B	Ruan KAHTS	11	11	11	-	-	33	3	2
3	A	Mark WILLIAMS (10)	11	11	11	-	-	33	3	2
	B	Ruan KAHTS	7	9	6	-	-	22	0	1
4	C	Yu Kae HUANG	11	9	4	11	-	35	1	1
	D	Jozua JOUBERT	7	11	11	13	-	42	3	2
5	A	Mark WILLIAMS (10)	11	11	11	11	-	44	3	2
	D	Jozua JOUBERT	13	3	7	6	-	29	1	1
6	B	Ruan KAHTS	11	11	11	-	-	33	3	2
	C	Yu Kae HUANG	2	4	3	-	-	9	0	1

FINAL GROUP RANKING

Q	R	PC	NAME	P	W	L	PF	PA	GF	GA	MP
10 α	1	A	Mark WILLIAMS (10)	3	3	0	110	71	9	1	6
10 β	2	B	Ruan KAHTS	3	2	1	88	62	6	3	5
	3	D	Jozua JOUBERT	3	1	2	91	112	4	7	4
	4	C	Yu Kae HUANG	3	0	3	64	108	1	9	3



GROUP 11

A	Abdul HAY (11)	1505
B	Storm SPERANZA	2140
C	Nathan DICKASON	3316
D	CJ VAN SCHAIK	2450

#	PC	NAME	G1	G2	G3	G4	G5	P	G	MP
1	A	Abdul HAY (11)	11	11	11	-	-	33	3	2
	C	Nathan DICKASON	6	9	4	-	-	19	0	1
2	D	CJ VAN SCHAIK	6	4	7	-	-	17	0	1
	B	Storm SPERANZA	11	11	11	-	-	33	3	2
3	A	Abdul HAY (11)	13	11	11	-	-	35	3	2
	B	Storm SPERANZA	11	7	7	-	-	25	0	1
4	C	Nathan DICKASON	11	5	8	12	11	47	3	2
	D	CJ VAN SCHAIK	8	11	11	10	6	46	2	1
5	A	Abdul HAY (11)	11	11	11	-	-	33	3	2
	D	CJ VAN SCHAIK	4	7	7	-	-	18	0	1
6	B	Storm SPERANZA	12	12	9	11	14	58	3	2
	C	Nathan DICKASON	10	14	11	9	12	56	2	1

FINAL GROUP RANKING

Q	R	PC	NAME	P	W	L	PF	PA	GF	GA	MP
11 α	1	A	Abdul HAY (11)	3	3	0	101	62	9	0	6
11 β	2	B	Storm SPERANZA	3	2	1	116	108	6	5	5
	3	C	Nathan DICKASON	3	1	2	122	137	5	8	4
	4	D	CJ VAN SCHAIK	3	0	3	81	113	2	9	3



GROUP 12

A	Simon DIMANT (12)	1027
B	Peter BIAN	
C	Terrance LOUW	2894
D	Daniel EJIMS	

#	PC	NAME	G1	G2	G3	G4	G5	P	G	MP
1	A	Simon DIMANT (12)	11	11	9	12	-	43	3	2
	C	Terrance LOUW	9	9	11	10	-	39	1	1
2	D	Daniel EJIMS	7	4	2	-	-	13	0	1
	B	Peter BIAN	11	11	11	-	-	33	3	2
3	A	Simon DIMANT (12)	11	16	13	-	-	40	3	2
	B	Peter BIAN	5	14	11	-	-	30	0	1
4	C	Terrance LOUW	11	11	11	-	-	33	3	2
	D	Daniel EJIMS	0	4	2	-	-	6	0	1
5	A	Simon DIMANT (12)	11	11	11	-	-	33	3	2
	D	Daniel EJIMS	4	4	2	-	-	10	0	1
6	B	Peter BIAN	11	9	11	8	11	50	3	2
	C	Terrance LOUW	8	11	4	11	8	42	2	1

FINAL GROUP RANKING

Q	R	PC	NAME	P	W	L	PF	PA	GF	GA	MP
12 α	1	A	Simon DIMANT (12)	3	3	0	116	79	9	1	6
12 β	2	B	Peter BIAN	3	2	1	113	95	6	5	5
	3	C	Terrance LOUW	3	1	2	114	99	6	6	4
	4	D	Daniel EJIMS	3	0	3	29	99	0	9	3



GROUP 13

A	Omar ZAIN EDDIN (13)	1047
B	Xinxing ZHANG	
C	Kamlesh PARBHOO	
D	Muddaththir MUKHTAR	1403

#	PC	NAME	G1	G2	G3	G4	G5	P	G	MP
1	A	Omar ZAIN EDDIN (13)	11	11	11	-	-	33	3	2
	C	Kamlesh PARBHOO	7	5	5	-	-	17	0	1
2	D	Muddaththir MUKHTAR	11	11	11	-	-	33	3	2
	B	Xinxing ZHANG	4	9	9	-	-	22	0	1
3	A	Omar ZAIN EDDIN (13)	11	11	11	-	-	33	3	2
	B	Xinxing ZHANG	5	8	6	-	-	19	0	1
4	C	Kamlesh PARBHOO	11	11	6	11	-	39	3	2
	D	Muddaththir MUKHTAR	7	7	11	8	-	33	1	1
5	A	Omar ZAIN EDDIN (13)	11	11	11	-	-	33	3	2
	D	Muddaththir MUKHTAR	4	5	4	-	-	13	0	1
6	B	Xinxing ZHANG	14	11	11	-	-	36	3	2
	C	Kamlesh PARBHOO	12	8	3	-	-	23	0	1

GROUP RANKING

Q	R	PC	NAME	P	W	L	PF	PA	GF	GA	MP
13 α	1	A	Omar ZAIN EDDIN (13)	3	3	0	99	49	9	0	6
	2	D	Muddaththir MUKHTAR	3	1	2	79	94	4	6	4
		B	Xinxing ZHANG	3	1	2	77	89	3	6	4
		C	Kamlesh PARBHOO	3	1	2	79	102	3	7	4

TIE BREAKER ANALYSIS

As a result of multiple players scoring the same number of match points, the final group ranking is determined by considering only the matches played between the players who are tied on match points. Players are then sorted by Match Points (MP), Game Win Ratio (GR), and finally Point Win Ratio (PR).



Q	R	PC	NAME	P	W	L	PF	PA	GF	GA	MP	GR	PR
13 β	2	D	Muddaththir MUKHTAR	2	1	1	66	61	4	3	3	1.33	1.08
	3	B	Xinxing ZHANG	2	1	1	58	56	3	3	3	1.00	1.04
	4	C	Kamlesh PARBHOO	2	1	1	62	69	3	4	3	0.75	0.90

FINAL GROUP RANKING

Q	R	PC	NAME
13 α	1	A	Omar ZAIN EDDIN (13)
13 β	2	D	Muddaththir MUKHTAR
	3	B	Xinxing ZHANG
	4	C	Kamlesh PARBHOO



GROUP 14

A	Lunga VAKELE (14)	1063
B	Alon ARGAMAN	
C	Nick JANHI	
D	Lucky MOKUHLE	

#	PC	NAME	G1	G2	G3	G4	G5	P	G	MP
1	A	Lunga VAKELE (14)	11	11	11	-	-	33	3	2
	C	Nick JANHI	7	4	4	-	-	15	0	1
2	D	Lucky MOKUHLE	2	11	5	5	-	23	1	1
	B	Alon ARGAMAN	11	9	11	11	-	42	3	2
3	A	Lunga VAKELE (14)	4	11	9	8	-	32	1	1
	B	Alon ARGAMAN	11	3	11	11	-	36	3	2
4	C	Nick JANHI	4	11	8	7	-	30	1	1
	D	Lucky MOKUHLE	11	9	11	11	-	42	3	2
5	A	Lunga VAKELE (14)	11	12	5	11	-	39	3	2
	D	Lucky MOKUHLE	4	10	11	5	-	30	1	1
6	B	Alon ARGAMAN	11	11	11	-	-	33	3	2
	C	Nick JANHI	5	3	4	-	-	12	0	1

FINAL GROUP RANKING

Q	R	PC	NAME	P	W	L	PF	PA	GF	GA	MP
14 α	1	B	Alon ARGAMAN	3	3	0	111	67	9	2	6
14 β	2	A	Lunga VAKELE (14)	3	2	1	104	81	7	4	5
	3	D	Lucky MOKUHLE	3	1	2	95	111	5	7	4
	4	C	Nick JANHI	3	0	3	57	108	1	9	3



GROUP 15

A	Marius MORKEL (15)	3022
B	Edwin DIEDERICKS	3309
C	Ricardo CARRASCO	
D	Christo VENTER	

#	PC	NAME	G1	G2	G3	G4	G5	P	G	MP
1	A	Marius MORKEL (15)	11	11	11	-	-	33	3	2
	C	Ricardo CARRASCO	9	9	2	-	-	20	0	1
2	D	Christo VENTER	6	9	9	-	-	24	0	1
	B	Edwin DIEDERICKS	11	11	11	-	-	33	3	2
3	A	Marius MORKEL (15)	15	6	11	11	-	43	3	2
	B	Edwin DIEDERICKS	13	11	3	3	-	30	1	1
4	C	Ricardo CARRASCO	11	1	11	5	4	32	2	1
	D	Christo VENTER	6	11	5	11	11	44	3	2
5	A	Marius MORKEL (15)	11	8	11	4	11	45	3	2
	D	Christo VENTER	9	11	6	11	6	43	2	1
6	B	Edwin DIEDERICKS	11	11	11	-	-	33	3	2
	C	Ricardo CARRASCO	8	5	3	-	-	16	0	1

FINAL GROUP RANKING

Q	R	PC	NAME	P	W	L	PF	PA	GF	GA	MP
15 α	1	A	Marius MORKEL (15)	3	3	0	121	93	9	3	6
15 β	2	B	Edwin DIEDERICKS	3	2	1	96	83	7	3	5
	3	D	Christo VENTER	3	1	2	111	110	5	8	4
	4	C	Ricardo CARRASCO	3	0	3	68	110	2	9	3



GROUP 16

A	Fundokuhle SHANGASE (16)	1281
B	Preshen NAIDOO	1065
C	Wei JIANZHOU	
D	Shane SWANEPOEL	

#	PC	NAME	G1	G2	G3	G4	G5	P	G	MP
1	A	Fundokuhle SHANGASE (16)	11	11	11	-	-	33	3	2
	C	Wei JIANZHOU	4	5	8	-	-	17	0	1
2	D	Shane SWANEPOEL	6	4	3	-	-	13	0	1
	B	Preshen NAIDOO	11	11	11	-	-	33	3	2
3	A	Fundokuhle SHANGASE (16)	11	11	2	9	21	54	3	2
	B	Preshen NAIDOO	9	8	11	11	19	58	2	1
4	C	Wei JIANZHOU	11	11	11	-	-	33	3	2
	D	Shane SWANEPOEL	8	4	5	-	-	17	0	1
5	A	Fundokuhle SHANGASE (16)	11	11	12	11	-	45	3	2
	D	Shane SWANEPOEL	8	7	14	5	-	34	1	1
6	B	Preshen NAIDOO	8	11	12	10	10	51	2	1
	C	Wei JIANZHOU	11	9	10	12	12	54	3	2

FINAL GROUP RANKING

Q	R	PC	NAME	P	W	L	PF	PA	GF	GA	MP
16 α	1	A	Fundokuhle SHANGASE (16)	3	3	0	132	109	9	3	6
16 β	2	C	Wei JIANZHOU	3	2	1	104	101	6	5	5
	3	B	Preshen NAIDOO	3	1	2	142	121	7	6	4
	4	D	Shane SWANEPOEL	3	0	3	64	111	1	9	3



C.2.2 KNOCKOUT STAGE DETAILS

#	PC	Q	NAME	G1	G2	G3	G4	G5	P	G	M
ROUND OF 32											
1	1	1 α	Luke ABRAHAMS (1)	11	11	13	-	-	35	3	1
	2	8 β	Barney BAI	8	7	11	-	-	26	0	0
2	3	14 β	Lunga VAKELE (14)	12	11	11	9	11	54	3	1
	4	9 α	Yashil JAIMUNGAL (9)	10	6	13	11	8	48	2	0
3	5	11 α	Abdul HAY (11)	11	11	13	-	-	35	3	1
	6	16 β	Wei JIANZHOU	9	5	11	-	-	25	0	0
4	7	2 β	Stuart KADER	7	11	8	-	-	26	0	0
	8	5 α	Oladele OLOWOKERE (5)	11	13	11	-	-	35	3	1
5	9	7 α	Huang SHUN (7)	11	11	11	-	-	33	3	1
	10	10 β	Ruan KAHTS	1	4	7	-	-	12	0	0
6	11	15 β	Edwin DIEDERICKS	6	2	7	-	-	15	0	0
	12	12 α	Simon DIMANT (12)	11	11	11	-	-	33	3	1
7	13	13 α	Omar ZAIN EDDIN (13)	0	0	0	-	-	0	0	0
	14	3 β	Marvin JOB	11	11	11	-	-	33	3	1
8	15	6 β	Danie OLIVIER	6	4	3	-	-	13	0	0
	16	4 α	Ziyaad ISSA (4)	11	11	11	-	-	33	3	1
9	17	3 α	Tevia SAPIRE (3)	11	11	11	-	-	33	3	1
	18	5 β	Liam DU PREEZ	4	4	5	-	-	13	0	0
10	19	9 β	Luyanda NXUMALO	5	9	11	5	-	30	1	0
	20	14 α	Alon ARGAMAN	11	11	6	11	-	39	3	1
11	21	15 α	Marius MORKEL (15)	5	11	11	11	-	38	3	1
	22	7 β	Vic CARRASCO	11	9	8	8	-	36	1	0
12	23	12 β	Peter BIAN	11	5	11	5	-	32	1	0
	24	8 α	Branden BARTLETT (8)	13	11	8	11	-	43	3	1
13	25	6 α	Nilesh SINGH (6)	11	11	11	-	-	33	3	1
	26	11 β	Storm SPERANZA	5	5	9	-	-	19	0	0
14	27	4 β	Starn HUI	4	4	12	5	-	25	1	0
	28	10 α	Mark WILLIAMS (10)	11	11	10	11	-	43	3	1



15	29	16α	Fundokuhle SHANGASE (16)	11	7	11	11	–	40	3	1
	30	13 β	Muddaththir MUKHTAR	6	11	5	8	–	30	1	0
16	31	1 β	Ruan SCHOLTZ	8	3	6	–	–	17	0	0
	32	2α	Shaun JONES (2)	11	11	11	–	–	33	3	1

ROUND OF 16

17	1	1α	Luke ABRAHAMS (1)	11	11	11	–	–	33	3	1
	3	14 β	Lunga VAKELE (14)	8	8	6	–	–	22	0	0
18	5	11 α	Abdul HAY (11)	9	11	6	11	9	46	2	0
	8	5α	Oladele OLOWOKERE (5)	11	7	11	8	11	48	3	1
19	9	7α	Huang SHUN (7)	11	11	11	–	–	33	3	1
	12	12 α	Simon DIMANT (12)	1	4	4	–	–	9	0	0
20	14	3 β	Marvin JOB	11	8	5	–	–	24	0	0
	16	4α	Ziyaad ISSA (4)	13	11	11	–	–	35	3	1
21	17	3α	Tevia SAPIRE (3)	11	11	11	–	–	33	3	1
	20	14 α	Alon ARGAMAN	7	7	7	–	–	21	0	0
22	21	15α	Marius MORKEL (15)	6	11	11	11	–	39	3	1
	24	8 α	Branden BARTLETT (8)	11	8	9	9	–	37	1	0
23	25	6 α	Nilesh SINGH (6)	11	11	11	11	9	53	2	0
	28	10α	Mark WILLIAMS (10)	5	13	13	8	11	50	3	1
24	29	16 α	Fundokuhle SHANGASE (16)	3	6	7	–	–	16	0	0
	32	2α	Shaun JONES (2)	11	11	11	–	–	33	3	1

QUARTER-FINALS

25	1	1α	Luke ABRAHAMS (1)	11	10	6	11	11	49	3	1
	8	5 α	Oladele OLOWOKERE (5)	7	12	11	4	8	42	2	0
26	9	7α	Huang SHUN (7)	11	11	11	–	–	33	3	1
	16	4 α	Ziyaad ISSA (4)	6	4	3	–	–	13	0	0
27	17	3α	Tevia SAPIRE (3)	11	11	11	–	–	33	3	1
	21	15 α	Marius MORKEL (15)	4	8	3	–	–	15	0	0
28	28	10 α	Mark WILLIAMS (10)	5	5	11	7	–	28	1	0
	32	2α	Shaun JONES (2)	11	11	9	11	–	42	3	1



SEMI-FINALS

29	1	1 α	Luke ABRAHAMS (1)	10	4	2	-	-	16	0	0
	9	7α	Huang SHUN (7)	12	11	11	-	-	34	3	1
30	17	3α	Tevia SAPIRE (3)	12	12	7	6	11	48	3	1
	32	2 α	Shaun JONES (2)	10	10	11	11	6	48	2	0

3RD PLACE PLAYOFF

31	1	1α	Luke ABRAHAMS (1)	11	11	11	-	-	33	3	1
	32	2 α	Shaun JONES (2)	0	0	0	-	-	0	0	0

FINAL

32	9	7α	Huang SHUN (7)	11	11	11	-	-	33	3	1
	17	3 α	Tevia SAPIRE (3)	4	7	6	-	-	17	0	0



C.2.3 RANKING DETAILS

	POSITION	PLAYER	P	W	L	PF	PA	GF	GA
1	Winner	Huang SHUN	8	8	0	265	96	24	0
2	Runner-Up	Tevia SAPIRE	8	7	1	263	156	21	5
3	Third Place	Luke ABRAHAMS	8	7	1	268	165	21	5
4	Fourth Place	Shaun JONES	8	6	2	265	200	20	8
5	Quarter-Finalist : 1	Oladele OLOWOKERE	6	5	1	235	179	17	6
5	Quarter-Finalist : 2	Ziyaad ISSA	6	5	1	195	149	15	5
5	Quarter-Finalist : 3	Marius MORDEL	6	5	1	213	199	15	8
5	Quarter-Finalist : 4	Mark WILLIAMS	6	5	1	231	191	16	7
9	Round of 16 : 1	Lunga VAKELE	5	3	2	180	162	10	9
9	Round of 16 : 2	Abdul HAY	5	4	1	182	135	14	3
9	Round of 16 : 3	Simon DIMANT	5	4	1	158	127	12	4
9	Round of 16 : 4	Marvin JOB	5	3	2	136	78	9	6
9	Round of 16 : 5	Alon ARGAMAN	5	4	1	171	130	12	6
9	Round of 16 : 6	Branden BARTLETT	5	4	1	190	138	13	5
9	Round of 16 : 7	Nilesh SINGH	5	4	1	185	110	14	3
9	Round of 16 : 8	Fundokuhle SHANGASE	5	4	1	188	172	12	7
17	Round of 32 : 1	Barney BAI	4	2	2	116	129	6	7
17	Round of 32 : 2	Yashil JAIMUNGAL	4	3	1	156	121	11	4
17	Round of 32 : 3	Wei JIANZHOU	4	2	2	129	136	6	8
17	Round of 32 : 4	Stuart KADER	4	2	2	126	128	6	8
17	Round of 32 : 5	Ruan KAHTS	4	2	2	100	95	6	6
17	Round of 32 : 6	Edwin DIEDERICKS	4	2	2	111	116	7	6
17	Round of 32 : 7	Omar ZAIN EDDIN	4	3	1	99	82	9	3
17	Round of 32 : 8	Danie OLIVIER	4	2	2	107	126	6	8
17	Round of 32 : 9	Liam DU PREEZ	4	2	2	110	92	7	6



17	Round of 32 : 10	Luyanda NXUMALO	4	2	2	142	127	8	8
17	Round of 32 : 11	Vic CARRASCO	4	2	2	127	113	7	7
17	Round of 32 : 12	Peter BIAN	4	2	2	145	138	7	8
17	Round of 32 : 13	Storm SPERANZA	4	2	2	135	141	6	8
17	Round of 32 : 14	Starn HUI	4	2	2	121	118	8	6
17	Round of 32 : 15	Muddaththir MUKHTAR	4	1	3	109	134	5	9
17	Round of 32 : 16	Ruan SCHOLTZ	4	2	2	104	103	6	6

33	Group : 1	Tebogo RABSON	3	1	2	63	83	3	6
33	Group : 1	Zakhele BHUTHELEZI	3	0	3	41	99	0	9
33	Group : 2	Pusetso SEKIKE	3	1	2	106	110	6	6
33	Group : 2	Amadeus FIDOS	3	0	3	45	99	0	9
33	Group : 3	Nico VAN DER MERWE	3	1	2	56	66	3	6
33	Group : 3	Renier VAN ROOYEN	3	0	3	0	99	0	9
33	Group : 4	Calvin WEYERS	3	1	2	83	93	4	6
33	Group : 4	Jannie OLIVIER	3	0	3	54	100	0	9
33	Group : 5	Muzzammil MUKHTAR	3	1	2	76	67	3	6
33	Group : 5	Phomolo MAGOTLA	3	0	3	0	99	0	9
33	Group : 6	Vernon MANEY	3	1	2	99	98	5	6
33	Group : 6	Omolemo PHAKEDI	3	0	3	39	99	0	9
33	Group : 7	Ruan VENTER	3	1	2	70	86	4	6
33	Group : 7	Daniel PECK	3	0	3	29	99	0	9
33	Group : 8	Adriaan JOUBERT	3	1	2	88	94	4	6
33	Group : 8	Jarrood CILLIERS	3	0	3	76	109	1	9
33	Group : 9	Prashant NAROTAM	3	1	2	86	106	5	7
33	Group : 9	Tiaan VAN DER MERWE	3	0	3	58	103	1	9
33	Group : 10	Jozua JOUBERT	3	1	2	91	112	4	7
33	Group : 10	Yu Kae HUANG	3	0	3	64	108	1	9



33	Group : 11	Nathan DICKASON	3	1	2	122	137	5	8
33	Group : 11	CJ VAN SCHAIK	3	0	3	81	113	2	9
33	Group : 12	Terrance LOUW	3	1	2	114	99	6	6
33	Group : 12	Daniel EJIMS	3	0	3	29	99	0	9
33	Group : 13	Xinxing ZHANG	3	1	2	77	89	3	6
33	Group : 13	Kamlesh PARBHOO	3	1	2	79	102	3	7
33	Group : 14	Lucky MOKUHLE	3	1	2	95	111	5	7
33	Group : 14	Nick JANHI	3	0	3	57	108	1	9
33	Group : 15	Christo VENTER	3	1	2	111	110	5	8
33	Group : 15	Ricardo CARRASCO	3	0	3	68	110	2	9
33	Group : 16	Preshen NAIDOO	3	1	2	142	121	7	6
33	Group : 16	Shane SWANEPOEL	3	0	3	64	111	1	9



C.3 WOMENS DOUBLES

C.3.1 KNOCKOUT STAGE DETAILS

#	PC	NAME	G1	G2	G3	G4	G5	P	G	M
---	----	------	----	----	----	----	----	---	---	---

QUARTER-FINALS

1	1	Felicia/Saadia (1)	11	11	11	-	-	33	3	1
	2	BYE	0	0	0	-	-	0	0	0
2	3	Lusanda/Nandipa	11	7	11	11	11	51	3	1
	4	Saiisha/Ronel (3)	13	11	6	7	9	46	2	0
3	5	Suvaria/Shivani (4)	11	11	11	-	-	33	3	1
	6	Alicia/Danyelle	1	6	6	-	-	13	0	0
4	7	BYE	0	0	0	-	-	0	0	0
	8	Bhavna/Juane (2)	11	11	11	-	-	33	3	1

SEMI-FINALS

5	1	Felicia/Saadia (1)	14	11	11	-	-	36	3	1
	3	Lusanda/Nandipa	12	9	6	-	-	27	0	0
6	5	Suvaria/Shivani (4)	6	4	4	-	-	14	0	0
	8	Bhavna/Juane (2)	11	11	11	-	-	33	3	1

FINAL

7	1	Felicia/Saadia (1)	11	1	11	4	7	34	2	0
	8	Bhavna/Juane (2)	9	11	9	11	11	51	3	1



C.3.2 RANKING DETAILS

	POSITION	PLAYER	P	W	L	PF	PA	GF	GA
1	Winner	Bhavna/Juane	3	3	0	117	48	9	2
2	Runner-Up	Felicia/Saadia	3	2	1	103	78	8	3
3	Semi-Finalist : 1	Lusanda/Nandipa	2	1	1	78	82	3	5
3	Semi-Finalist : 2	Suvaria/Shivani	2	1	1	47	46	3	3
5	Quarter-Finalist : 1	BYE							
5	Quarter-Finalist : 2	Saiisha/Ronel	1	0	1	46	51	2	3
5	Quarter-Finalist : 3	Alicia/Danyelle	1	0	1	13	33	0	3
5	Quarter-Finalist : 4	BYE							



C.4 MENS DOUBLES

C.4.1 KNOCKOUT STAGE DETAILS

#	PC	NAME	G1	G2	G3	G4	G5	P	G	M
---	----	------	----	----	----	----	----	---	---	---

ROUND OF 32

1	1	Luke/Tevia (1)	11	11	11	-	-	33	3	1
	2	BYE	0	0	0	-	-	0	0	0
2	3	Muddaththir/Muzzammil	11	11	11	-	-	33	3	1
	4	Omolemo/Phomolo	0	0	0	-	-	0	0	0
3	5	Brendan/JG	5	5	4	-	-	14	0	0
	6	Luyanda/Siphamandla	11	11	11	-	-	33	3	1
4	7	Marius/Storm	4	9	9	-	-	22	0	0
	8	Mark/Yashil (6)	11	11	11	-	-	33	3	1
5	9	Oladele/Preshen (5)	11	11	5	11	-	38	3	1
	10	Jannie/Terrance	4	8	11	5	-	28	1	0
6	11	Adriaan/Calvin	12	11	11	-	-	34	3	1
	12	Barend/Ricardo	10	8	5	-	-	23	0	0
7	13	Nathan/Seth	11	11	11	-	-	33	3	1
	14	Wei/Xinxing	0	0	0	-	-	0	0	0
8	15	Barney/Peter	11	11	11	11	-	44	3	1
	16	Vic/Ziyaad (3)	7	9	13	5	-	34	1	0
9	17	Abdul/Nilesh (4)	11	11	11	-	-	33	3	1
	18	Sipho/Vernon	5	1	8	-	-	14	0	0
10	19	CJ/Danie	4	6	8	-	-	18	0	0
	20	Simon/Starn	11	11	11	-	-	33	3	1
11	21	Omar/Ruan	11	11	11	-	-	33	3	1
	22	Kamlesh/Prashant	0	0	0	-	-	0	0	0
12	23	Conroy/Justin	0	0	0	-	-	0	0	0
	24	Huang/Stuart (8)	11	11	11	-	-	33	3	1
13	25	Branden/Itumeleng (7)	11	11	11	-	-	33	3	1
	26	Heinrich/Renier	3	7	5	-	-	15	0	0



14	27	Daniel/Yu	8	5	8	-	-	21	0	0
	28	Christo/Ruan	11	11	11	-	-	33	3	1
15	29	Jonathan/Marlo	11	10	9	-	-	30	0	0
	30	Mlungisi/Saiyin	13	12	11	-	-	36	3	1
16	31	Mako/Nick	7	5	4	-	-	16	0	0
	32	Fundokuhle/Lunga (2)	11	11	11	-	-	33	3	1

ROUND OF 16

17	1	Luke/Tevia (1)	11	11	8	9	11	50	3	1
	3	Muddaththir/Muzzammil	4	8	11	11	4	38	2	0
18	6	Luyanda/Siphamandla	9	4	12	10	-	35	1	0
	8	Mark/Yashil (6)	11	11	10	12	-	44	3	1
19	9	Oladele/Preshen (5)	11	14	11	-	-	36	3	1
	11	Adriaan/Calvin	7	12	6	-	-	25	0	0
20	13	Nathan/Seth	3	3	6	-	-	12	0	0
	15	Barney/Peter	11	11	11	-	-	33	3	1
21	17	Abdul/Nilesh (4)	11	7	11	11	-	40	3	1
	20	Simon/Starn	6	11	8	8	-	33	1	0
22	21	Omar/Ruan	6	11	5	11	4	37	2	0
	24	Huang/Stuart (8)	11	1	11	7	11	41	3	1
23	25	Branden/Itumeleng (7)	10	6	14	11	11	52	3	1
	28	Christo/Ruan	12	11	12	9	6	50	2	0
24	30	Mlungisi/Saiyin	3	3	3	-	-	9	0	0
	32	Fundokuhle/Lunga (2)	11	11	11	-	-	33	3	1

QUARTER-FINALS

25	1	Luke/Tevia (1)	12	16	11	7	11	57	3	1
	8	Mark/Yashil (6)	10	18	7	11	6	52	2	0
26	9	Oladele/Preshen (5)	6	12	12	11	6	47	2	0
	15	Barney/Peter	11	14	10	9	11	55	3	1
27	17	Abdul/Nilesh (4)	11	7	11	5	8	42	2	0
	24	Huang/Stuart (8)	8	11	9	11	11	50	3	1



28	25	Branden/Itumeleng (7)	5	14	5	-	-	24	0	0
	32	Fundokuhle/Lunga (2)	11	16	11	-	-	38	3	1

SEMI-FINALS

29	1	Luke/Tevia (1)	11	11	11	-	-	33	3	1
	15	Barney/Peter	7	7	4	-	-	18	0	0

30	24	Huang/Stuart (8)	11	11	11	-	-	33	3	1
	32	Fundokuhle/Lunga (2)	6	9	5	-	-	20	0	0

FINAL

31	1	Luke/Tevia (1)	9	11	6	11	6	43	2	0
	24	Huang/Stuart (8)	11	8	11	8	11	49	3	1



C.4.2 RANKING DETAILS

	POSITION	PLAYER	P	W	L	PF	PA	GF	GA
1	Winner	Huang/Stuart	5	5	0	206	142	15	6
2	Runner-Up	Luke/Tevia	5	4	1	216	157	14	7
3	Semi-Finalist : 1	Barney/Peter	4	3	1	150	126	9	6
3	Semi-Finalist : 2	Fundokuhle/Lunga	4	3	1	124	82	9	3
5	Quarter-Finalist : 1	Mark/Yashil	3	2	1	129	114	8	4
5	Quarter-Finalist : 2	Oladele/Preshen	3	2	1	121	108	8	4
5	Quarter-Finalist : 3	Abdul/Nilesh	3	2	1	115	97	8	4
5	Quarter-Finalist : 4	Branden/Itumeleng	3	2	1	109	103	6	5
17	Round of 32 : 1	BYE							
17	Round of 32 : 2	Omolemo/Phomolo	1	0	1	0	33	0	3
17	Round of 32 : 3	Brendan/JG	1	0	1	14	33	0	3
17	Round of 32 : 4	Marius/Storm	1	0	1	22	33	0	3
17	Round of 32 : 5	Jannie/Terrance	1	0	1	28	38	1	3
17	Round of 32 : 6	Barend/Ricardo	1	0	1	23	34	0	3
17	Round of 32 : 7	Wei/Xinxing	1	0	1	0	33	0	3
17	Round of 32 : 8	Vic/Ziyaad	1	0	1	34	44	1	3
17	Round of 32 : 9	Sipho/Vernon	1	0	1	14	33	0	3
17	Round of 32 : 10	CJ/Danie	1	0	1	18	33	0	3
17	Round of 32 : 11	Kamlesh/Prashant	1	0	1	0	33	0	3
17	Round of 32 : 12	Conroy/Justin	1	0	1	0	33	0	3
17	Round of 32 : 13	Heinrich/Renier	1	0	1	15	33	0	3
17	Round of 32 : 14	Daniel/Yu	1	0	1	21	33	0	3
17	Round of 32 : 15	Jonathan/Marlo	1	0	1	30	36	0	3
17	Round of 32 : 16	Mako/Nick	1	0	1	16	33	0	3



C.5 MIXED DOUBLES

C.5.1 KNOCKOUT STAGE DETAILS

#	PC	NAME	G1	G2	G3	G4	G5	P	G	M
---	----	------	----	----	----	----	----	---	---	---

ROUND OF 16

1	1	Jade/Luke (1)	11	11	11	-	-	33	3	1
	2	BYE	0	0	0	-	-	0	0	0
2	3	Madelize/Ruan	11	5	13	2	11	42	3	1
	4	Paula/Ruan	9	11	11	11	8	50	2	0
3	5	Alicia/Mark	11	11	11	-	-	33	3	1
	6	Palesa/Phomolo	0	0	0	-	-	0	0	0
4	7	Lusanda/Siphamandla	16	11	7	4	-	38	1	0
	8	Suvaria/Preshen (4)	18	7	11	11	-	47	3	1
5	9	Bhavna/Ziyaad (3)	11	11	11	-	-	33	3	1
	10	BYE	0	0	0	-	-	0	0	0
6	11	Nandipa/Luyanda	11	11	11	-	-	33	3	1
	12	BYE	0	0	0	-	-	0	0	0
7	13	Felicia/Omolemo	7	10	6	-	-	23	0	0
	14	Juane/Ruan	11	12	11	-	-	34	3	1
8	15	BYE	0	0	0	-	-	0	0	0
	16	Saadia/Branden (2)	11	11	11	-	-	33	3	1

QUARTER-FINALS

9	1	Jade/Luke (1)	11	11	11	-	-	33	3	1
	3	Madelize/Ruan	4	3	7	-	-	14	0	0
10	5	Alicia/Mark	6	8	4	-	-	18	0	0
	8	Suvaria/Preshen (4)	11	11	11	-	-	33	3	1
11	9	Bhavna/Ziyaad (3)	11	11	11	-	-	33	3	1
	11	Nandipa/Luyanda	3	6	5	-	-	14	0	0
12	14	Juane/Ruan	11	11	7	11	-	40	3	1
	16	Saadia/Branden (2)	4	8	11	9	-	32	1	0



SEMI-FINALS

13	1	Jade/Luke (1)	11	11	11	-	-	33	3	1
	8	Suvaria/Preshen (4)	2	3	7	-	-	12	0	0
14	9	Bhavna/Ziyaad (3)	6	9	11	9	-	35	1	0
	14	Juane/Ruan	11	11	8	11	-	41	3	1

FINAL

15	1	Jade/Luke (1)	11	11	11	-	-	33	3	1
	14	Juane/Ruan	5	5	8	-	-	18	0	0

C.5.2 RANKING DETAILS

	POSITION	PLAYER	P	W	L	PF	PA	GF	GA
1	Winner	Jade/Luke	4	4	0	132	44	12	0
2	Runner-Up	Juane/Ruan	4	3	1	133	123	9	5
3	Semi-Finalist : 1	Suvaria/Preshen	3	2	1	92	89	6	4
3	Semi-Finalist : 2	Bhavna/Ziyaad	3	2	1	101	55	7	3
5	Quarter-Finalist : 1	Madelize/Ruan	2	1	1	56	83	3	5
5	Quarter-Finalist : 2	Alicia/Mark	2	1	1	51	33	3	3
5	Quarter-Finalist : 3	Nandipa/Luyanda	2	1	1	47	33	3	3
5	Quarter-Finalist : 4	Saadia/Branden	2	1	1	65	40	4	3
9	Round of 16 : 1	BYE							
9	Round of 16 : 2	Paula/Ruan	1	0	1	50	42	2	3
9	Round of 16 : 3	Palesa/Phomolo	1	0	1	0	33	0	3
9	Round of 16 : 4	Lusanda/Siphamandla	1	0	1	38	47	1	3
9	Round of 16 : 5	BYE							
9	Round of 16 : 6	BYE							
9	Round of 16 : 7	Felicia/Omolemo	1	0	1	23	34	0	3
9	Round of 16 : 8	BYE							

